

2019 South Africa Voluntary National Review

**Empowering people and ensuring
inclusiveness and equality**

South Africa's Implementation of the 2030
Agenda for Sustainable Development



2019 South Africa Voluntary National Review

**Empowering people and ensuring
inclusiveness and equality**

South Africa's Implementation of the 2030
Agenda for Sustainable Development

ACRONYMS AND ABBREVIATIONS

4IR	Fourth Industrial Revolution	NSSD	National Strategy for Sustainable Development and Action Plan
ASGISA	Accelerated and Shared Growth Initiative for South Africa	NWRS	National Water Resources Strategy
AU	African Union	PEP	Post-exposure prophylaxis
CBO	Community-based organization	PhD	Postgraduate doctoral degree
CNG	Compressed natural gas	PSET	Post-School Education and Training
CO ₂	Carbon dioxide	RDP	Reconstruction and Development Programme
CSIR	Council of Scientific and Industrial Research	REIPPPP	Renewable Energy Independent Power Producers Procurement Programme
CSO	Civil society organization	SADC	Southern African Development Community
DAFF	Department of Agriculture, Forestry and Fisheries	SAEON	South African Environmental Observation Network
DBE	Department of Basic Education	SANEDI	South African National Energy Development Institute
DEA	Department of Environmental Affairs	SANBI	South African National Biodiversity Institute
DPME	Department of Planning, Monitoring and Evaluation	SAHRC	South African Human Rights Commission
DST	Department of Science and Technology	SAPS	South African Police Service
DTI	Department of Trade and Industry	SDG	Sustainable Development Goal
DVA	Domestic Violence Act	SFWS	Strategic Framework on Water Services
GBV	Gender-based violence	SME	Small- and medium-sized enterprise
GDP	Gross domestic product	SOA	Sexual Offences and Related Matters Act
GEAR	Growth, Employment and Redistribution	SoE	State-owned enterprise
GNP	New Growth Path	Stats SA	Statistics South Africa
HIV	Human Immunodeficiency Virus	STEM	science, technology, engineering and mathematics
ICT	Information and Communication Technology	STI	Sexually transmitted infections (STIs)
IPAP	Industrial Policy Action Plan	TB	Tuberculosis
IPP	Independent Power Producer	TFM	Technology Facilitation Mechanism
IRP	Integrated Resource Plan	TVET	Technical and Vocational Education and Training
MOI	Means of implementation	UNDP	United Nations Development Programme
MTSF	Medium-Term Strategic Framework	VNR	Voluntary National Review
NDC	Nationally determined contribution	WTO	World Trade Organization
NDP	National Development Plan		
NGO	Non-governmental organization		
NPC	National Planning Commission		

CONTENTS

Opening Statement	4
Executive Summary	6
PART I: CONTEXT AND CHALLENGES TO DEVELOPMENT	11
1. Introduction	12
2. Reviewing the 2030 Agenda Together: Methodology and Process for Preparation of the Review	15
3. Policy and Enabling Environment: Localizing the 2030 Agenda for Sustainable Development)	17
3.1 Institutional mechanisms and creating ownership of the SDGs	17
3.2 Incorporating the SDGs into the national framework for economic development	20
3.3 Integration of the three dimensions	22
3.4 Leaving no one behind	24
3.5 Structural issues	26
PART II: PROGRESS ON THE IMPLEMENTATION OF SDGs	29
4. Country Progress	30
4.1 Goal 1: End poverty in all its forms everywhere	30
4.2 Goal 2: End hunger, achieve food security and improved nutrition, and promote sustainable agriculture	36
4.3 Goal 3: Ensure healthy lives and promote well-being for all and at all ages	42
4.4 Goal 4: Ensure inclusive and equitable quality education and promote lifelong learning opportunities for all	46
4.5 Goal 5: Achieve gender equality and empower all women and girls	54
4.6 Goal 6: Ensure availability and sustainable management of water and sanitation for all	62
4.7 Goal 7: Ensure access to affordable, reliable, sustainable and modern energy for all	68
4.8 Goal 8: Promote sustained, inclusive and sustainable economic growth, full and productive employment, and decent work for all	76
4.9 Goal 9: Build resilient infrastructure, promote inclusive and sustainable industrialization and foster innovation	82
4.10 Goal 10: Reduce inequality within and among countries	90
4.11 Goal 11: Make cities and human settlements inclusive, safe, resilient and sustainable	96
4.12 Goal 12: Ensure sustainable consumption and production patterns	100
4.13 Goal 13: Take urgent action to combat climate change and its impacts	104
4.14 Goal 14: Conserve and sustainably use the oceans, seas and marine resources for sustainable development	108
4.15 Goal 15: Protect, restore and promote sustainable use of terrestrial ecosystems, sustainably manage forests, combat desertification, and halt and reverse land degradation and halt biodiversity loss	112
4.16 Goal 16: Promote peaceful and inclusive societies for sustainable development, provide access to justice for all, and build effective, accountable and inclusive institutions at all levels	118
PART III: THE WAY FORWARD AND CONCLUSION	125
5. The Way Forward	126
5.1 Implementation	127
Goal 17: Strengthen the means of implementation and revitalize the global partnership for sustainable development	127
5.2 The policy framework	129
6. Conclusion	133
References	137

OPENING STATEMENT

“We can in fact change the world and make of it a better place.”

Nelson Mandela

The adoption of the 2030 Agenda for Sustainable Development in 2015 signaled the universal commitment of the world’s leaders to confront challenges together that must be successfully overcome if humankind is to survive on this planet. From our own experience as South Africans, we fully appreciate the significance of a common cause that unites diverse people to successfully defeat even the most intimidating of human challenges and adversity. For it was with similar solidarity and support from the international community that South Africa was freed from the yoke of apartheid in 1994. Apartheid was an atrocious, anti-human and anti-development political system that the world, through the United Nations, declared a crime against humanity, and whose scars still linger in the socio-economic fabric of now democratic South Africa.

According to the 25-year review of South Africa, 27 April 1994 marked a departure from South Africa’s tainted and divided history, following 300 years of colonial rule, 84 years of the racist Union of South Africa and 46 years of statutory apartheid, underpinned by patriarchy. That date was preceded by multiparty negotiations and marked the end of an era of the oppression.

South Africa’s first Voluntary National Review (VNR) is testimony to the national commitment to the full and integrated implementation of the 2030 Agenda. The National Development Plan: Vision 2030 – Our future – make it work (NDP) was adopted in 2012 as South Africa’s development lodestar and roadmap. It predates the 2015 adoption of the United Nations’ 2030 Agenda for Sustainable Development and the African Union (AU) Agenda 2063 – The Africa We Want. The NDP has a 74 per cent convergence with the Sustainable Development Goals (SDGs) and prioritizes job creation, the elimination of poverty, the reduction of inequality, as well as growing an inclusive economy by 2030.

Recognizing the interconnectedness of these complementary aspirations and developmental agendas, South Africa has recently established a national coordinating mechanism for national engagements and for reporting on the 2030 Agenda, the AU’s Agenda 2063 and the Southern African Development Community’s (SADC) Regional Indicative Strategic Development Plan (RISDP), in alignment with the NDP. This national coordinating mechanism will ensure that national resources are optimally deployed, together with international support, the provision of public sector finance, technology and capacity building, which are required for successful integrated implementation of these development agendas.

This first review will help all South Africans to understand the impact of policies and programmes towards realizing sustainable development and the considerable developmental challenges that remain. Although sustainable development objectives are integrated into government planning systems and processes at the national, provincial and local levels, greater efforts need to be made to ensure that all national stakeholders are more effectively engaged in delivering on the ideal of providing a better life for all.

Despite the significant progress that South Africa has made on its developmental journey since the advent of democracy in 1994, the country continues to suffer the challenges of poverty, unemployment and inequality, which feeds into social discontent. Achieving the SDGs is therefore in South Africa’s best interest as the country pursues the vision of the Constitution of a united, non-racial, non-sexist and prosperous nation, at peace with itself and the rest of the world.

As part of our efforts in this journey, access to free education for children from poor households has been expanded, and over 9 million children attend no-fee schools. Support for early childhood

education has been significantly increased, and every South African child will be provided with digital workbooks and textbooks on a tablet device over the next six years. Individuals benefiting from the social protection system have significantly increased, from 3 million in 1994 to 17.5 million in 2018. South Africa has the biggest anti-retroviral treatment (ART) programme in the world with more than 4.5 million people on regular treatment.

Major strides have been made in addressing gender inequalities since 1994. Legislative frameworks have been developed aimed at ending all forms of discrimination against women and girls. Representation of women in national parliament increased from 25 per cent in 1994 to 41 per cent in 2016, and to 44 per cent following the national election of 8 May 2019.

The newly elected, His Excellency President Cyril Ramaphosa, recently appointed a Cabinet in which 50 per cent of the Ministers are women. Initiatives to mainstream youth empowerment are underway including to reduce barriers to youth employment.

Wider access to affordable and reliable energy is a prerequisite for broad-based economic development in South Africa, with due regard to the imperative for a just transition to a low-carbon economy. Domestic and international implementation of the United Nations Framework Convention on Climate Change and its Paris Agreement is critical. Legislation and policies have been adopted, including the introduction of a carbon tax, to address climate change and to enhance the country's ability to adapt to the ongoing environmental changes. South Africa is among the pioneers in adopting Green Economy strategies.

Significant progress has been made in harnessing science, technology and innovation to contribute towards addressing poverty, unemployment and inequality in South Africa, guided by the Ten-Year Innovation Plan, and the National Research and Development Strategy aligned to the NDP.

In implementing an innovation agenda for inclusive development, South Africa continues to harness innovative technology solutions to improve access to basic services, such as safe drinking water, sanitation and electricity.

While South Africans can rightly derive inspiration from the progress that has been made under the democratic dispensation, the Government is aware of the challenges that persist and of new ones that are emerging.

Targeted policies and legislation exist, nevertheless discrimination and gender-based violence (GBV) against women and children persist. Women, especially young African women remain the most challenged by unemployment and poverty.

Regular national, provincial and local elections provide all political role-players with the opportunity to engage communities on the country's development trajectory as well as on the implementation of the NDP and the SDGs.

In this regard, as this maiden VNR has highlighted, deepening progress and making headway against our challenges requires more enhanced stakeholder engagements and partnerships and where necessary, social compacts. As South Africa looks ahead to 2030, it seeks to build on the solid progress achieved and on its strong policy, legislative and planning foundation, consolidating and expanding the many areas where public and private resources have been invested with positive results.

South Africa looks forward to a successful journey to 2030!

Tshediso Matona
Secretary of National Planning
The Presidency, South Africa

EXECUTIVE SUMMARY

This Voluntary National Review (VNR) reports on South Africa's progress in achieving the 2030 Agenda for Sustainable Development, the remaining challenges, and the policies required going forward. Preparation of the VNR was led by Statistics South Africa (Stats SA) and the Department of Planning, Monitoring and Evaluation (DPME) within the Presidency. An institutional mechanism was established and extensive consultations undertaken to integrate views across the Government, provincial and local governments, the private sector, civil society, academia and the United Nations under the technical leadership of UNDP.

Extraction from the 25-year review to be published: “The Reservation of Separate Amenities Act of 1953 enforced segregation in all public amenities, buildings and transport. Separate, unequal and sometimes no facilities, services and amenities were provided including schools, universities and training colleges, clinics and hospitals, public transport, residential and retail areas and workplaces facilities”.

The apartheid public sector was fragmented across 11 systems of government and administration, with deliberate unequal and under-resourced public services and Bantustans serving the majority of the South African population. Public administration operated on a highly centralised model of decision-making, and a lack of transparency and accountability. Service delivery was racially skewed with the black population provided with limited basic services, poor quality education, thus keeping the majority of people in a state of servitude.

The apartheid health system was also highly fragmented, with separate facilities administered by different health authorities. It was also inefficiently and inequitably biased towards curative and hospital-based services (with only 11% percent of total public health expenditure devoted to primary health care) (De Beer 1988; Van Rensburg et al 1992; McIntyre et al 1995; Wadee et al 2003). The system was not oriented to deal with diseases of poverty such as malnutrition and tuberculosis, which were particularly prevalent amongst black people. In 1980, the World Health Organisation estimated that infant mortality for blacks in South Africa was 120 per 1 000 live births, while for whites it was one-tenth of that (Chimere-Dan, O. 1992 *Apartheid and demography in South Africa*, *African Population Studies*, 7: 28-38).

Apartheid spatial planning consigned the majority of South Africans to live in large, overcrowded townships and informal settlements on the edges of cities or in the distant, densely populated and mainly rural homelands, far from their places of work, requiring them to travel long distances at great cost to themselves in time and income. Opportunities for black people to purchase and own land and businesses were limited, restricting their socio-economic opportunities and creating a highly distorted property market. A severe urban housing backlog developed, in 1994 which was estimated at 1.3 million units and if hostels and rural areas were also taken into account, the backlog was closer to 3 million units (ANC 1994).

The social welfare system was fragmented based on race, gender and geographical location. There was no national welfare policy framework and a variety of legislation and policies curtailed access to social welfare by certain racial groups, Africans in particular. The value of social grants differed according to race, and services were not always located in or accessible to underprivileged communities.

The criminal justice institutions, particularly the police, the army, the courts and the prisons, were the primary institutions, which enforced and sustained the apartheid system, supported by various discriminatory legislation. These controlled the movement of black people into and out of areas reserved for whites, by military conscription of white male school-leavers to the Defence Force, and by the homeland system benefitting some black leaders through political and economic patronage.

Women of all races, but particularly poor black women, were marginalised, prevented either legally, socially or culturally from participating in politics and decision-making, and denied equitable access to land, houses and property, health care, social services, educational opportunities and employment.

South Africa's exploitative, resource-extractive and carbon-intensive economy was not adequately regulated for purposes of environmental protection and sustainable development. Moreover, air, water and land pollution was designed to disproportionately affect areas occupied by poor and black communities, who lacked political and economic means to enforce accountability.

At the onset of democracy, the new government inherited an economy in crisis, which had been shaped by apartheid policies, and to some extent the impact of the economic sanctions as well as the dependence on mining exports. The inherited economy was on a free fall with average growth in the preceding ten years averaging at about 1%. The economic sectors were characterised by high levels of market concentration, thereby creating an environment for anti-competitive behaviour. Owing to the Bantu education system there were extreme inequalities in education and skills development as black schools had less resources, support staff and bad infrastructure which resulted in the exclusion of a large majority of blacks from participating in the economy. Job reservation and on-job training in parastatals for whites concentrated skills and experience amongst the minority, with the majority relegated to menial positions.

At the dawn of democracy, therefore:

Unemployment rate was high and concentrated among Africans: in 1994, the official unemployment rate stood at 20%, affecting as many as 24.7% of Africans compared to 3% of Whites¹. The technical and higher education institutions reflected the prevailing context, being based on unequal and inequitable provision, and reproducing race, class and gender differences. There was a general scarcity of skills, particularly high-level skills, across almost all economic sectors and occupations².

In 1994, more than 12 million people did not have **access to basic services** such as clean drinking water and 21 million people did not have adequate sanitation. Less than half of the rural population had a safe and accessible water supply, and only one in seven had access to adequate sanitation. Only 36% of South African households had access to electricity. As the RDP put it, "poverty and degradation exist[ed] side by side with modern cities and a developed mining, industrial and commercial infrastructure³".

In 1996, some 71% of the 2.4 million households in the rural areas of former homelands had **access to land** for farming purposes. However, half of these households reported that the farming used for crops was smaller than one hectare; therefore, the overwhelming majority (93%) of rural black households were engaged in subsistence farming that generated insignificant income⁴.

The ushering in of democracy also saw South Africa transition from being a global pariah to taking its seat amongst the community of nations in Africa and the world. The global context of its transition took place in the context of the end of the Cold War with the collapse of the Soviet Union. This was a globalising world adapting to a 'new world order', in which developing countries and especially African countries were struggling to recover from the effects of the 1991 global recession on the back of failed Structural Adjustment Programmes (SAP) driven by the Bretton Woods Institutions.

The end of apartheid in Namibia and South Africa and the end of the Cold War provided the

¹ Department of Labour, National Skills Development Strategy, 2001.

² Department of Higher Education and Training and the Human Science Research Council, Labour Market Intelligence Partnership

³ RDP White Paper

⁴ Stats SA 1999

continent with new opportunities to shape its own destiny. A new generation of Pan Africanist advocated for African solutions to African problems in dealing with conflict and underdevelopment.

The multi-stakeholder approach adopted in the preparation of the VNR is a testimony to the national commitment to the inclusive and integrated implementation of the Sustainable Development Goals (SDGs) in South Africa. This approach has laid the foundation for building strong alliances and collaboration between the governments and their social partners in the SDGs implementation. In addition, the adoption of this report at the Cabinet level, chaired by the President, is a sign of high-level political commitment to the implementation of the 2030 Agenda for Sustainable Development.

Promoting democracy and inclusive growth have been the overarching goals of successive governments since the end of apartheid. Governments have struggled to reverse the dramatically unequal distribution of income during the apartheid era through land reform, a progressive tax system and support for black economic empowerment. An extensive social assistance system has tackled poverty reduction; South Africa spends more on social safety nets per capita than all but 13 countries in the world. Free education and healthcare, together with subsidized water and electricity, have increased access to basic services. In this regard, the 2019 VNR theme, *Empowering people and ensuring inclusiveness and equality*, is very relevant to the country's developmental priorities and aspirations.

Nevertheless, the historical inequities of the apartheid system, manifested in the form of economic, social and political exclusions, continue to impede progress. These structural issues, unique to South Africa, tend to perpetrate intergenerational poverty and income inequality. This provides a challenging context to development management for subsequent governments.

Because of an imbalance in wealth, opportunity and power, poverty and unemployment rates are much higher among black Africans than among Asians or whites, and higher among women than men. Children from prosperous families attain high-quality education by paying fees, while many children in rural areas struggle with unqualified teachers, inadequate materials and mud-built schools. The spatial pattern of segregated communities during apartheid still limits employment opportunities for the poor. These problems are exacerbated by slow growth, which is constrained by skills shortages and government policies that limit firms' ability to innovate and grow.

The National Development Plan (NDP), the Government's basic strategic document for economic development, which prioritizes the elimination of poverty, reduction of income inequality and growing an inclusive economy by 2030, is closely aligned with the targets articulated in the SDGs. Government expenditures reflect the high priority accorded poverty, inequality and governance (SDGs 1, 10 and 16), which account for 42 per cent of all spending on SDGs. Spending on these Goals has increased markedly in real terms over the past three years.

An inventory of progress on the SDGs reveals the remarkable advances made in development over the past 25 years, as well as the considerable challenges that remain:

- Goal 1: Poverty has declined sharply but remains high among black Africans, female-headed households, the poorly educated and the rural population.
- Goal 2: Policies to support incomes and increase agricultural production have reduced the share of the population that is vulnerable to hunger from 24.2 per cent in 2002 to 10.4 per cent in 2017.
- Goal 3: Improvements in health services have reduced maternal and child mortality rates, and the incidence of some communicable diseases.
- Goal 4: Access to education and literacy has increased, and the share of children benefiting from early childhood education is high. South Africa has effectively attained universal access including more girls. However, completion rates in the upper secondary grades and enrolment rates in tertiary education are low. Inadequate skill levels severely constrain growth.

- Goal 5: The Government has made considerable efforts to enforce legal prohibitions of discrimination against women. Their representation in national parliament has increased considerably, from 25 per cent in 1994 to 47.1 per cent in 2019. Fifty per cent of Ministers in Cabinet are women. This remarkable progress notwithstanding, women continue to have unequal access to incomes, and gender-based violence (GBV) remains high.
- Goal 6: Access to safe water and sanitation services has increased, but poor management practices threaten the sustainability of water resources.
- Goal 7: Access to electrical power has increased, although affordability remains an issue and informal settlements and rural areas are difficult to connect. The use of renewables has risen sharply, but the electricity grid remains heavily dependent on coal.
- Goal 8: Low skill levels, limits on competition, inadequate infrastructure and inconsistent government policies constrain productivity and growth. Improvements in the business climate are essential to boost growth and reduce the high levels of unemployment, particularly among women and youth.
- Goal 9: Outdated rail facilities, overburdened roads and poorly integrated mass transit have eroded the efficiency of transport services. Production and trade is dominated by primary commodities and the share of manufacturing in output has fallen over the past 25 years. Resources devoted to innovation are limited. Mobile coverage is widespread, but affordability problems limit use.
- Goal 10: South Africa is one of the countries with the highest levels of income inequality in the world.
- Goal 11: Fragmentation threatens the sustainability of cities and impairs inclusion. Mass transit modes are poorly integrated.
- Goal 12: Increased recycling and substituting for scarce materials are helping to improve the sustainability of consumption.
- Goal 13: Major efforts are underway to limit climate emissions and to develop strategies to mitigate and adapt to the impact of climate change.
- Goal 14: The legal and policy framework supports efforts to maintain the sustainability of marine resources.
- Goal 15: Forest coverage appears to be declining, but greater information is necessary to monitor changes in land resources and biodiversity. Redressing legacies of inequitable ownership and land distribution, spatial mismatches in land management and unsustainable land practices remain major challenges.
- Goal 16: Although some progress has been made in reducing violent crime and in restoring faith in law enforcement and South Africa has a world-class legal aid system that is used as a model by many countries, the crime rate remains very high.
- Goal 17: Effective implementation will require stronger alliances between national stakeholders (including the national, provinces and local governments), the private sector, civil society and academia. It will also require stronger global partnerships through South-South and North-South collaborations on issues relating to equality, greater resources, improved access to technology and compliance by all countries with trade agreements.

Going forward, the Government should consider the following selected sectoral initiatives for:

- increasing support for local food value chains and scale-up nutrition interventions;
- strengthening procurement and human resources management in the health sector;
- increasing the use of African languages in lower school grades;

- emphasizing science, technology, engineering and mathematics (STEM) subjects, trades and entrepreneurial skills in adult training;
- correcting legal provisions that fail to provide adequate support for women as well as fully implementing existing legal and policy provisions to enable women's advancement;
- reducing water losses, strengthening demand management, improving connections in informal settlements, ensuring the financial sustainability of water companies and financing infrastructure improvements;
- increasing access to electricity, particularly in informal settlements, and focusing on renewables and the efficiency of energy use;
- expanding support for small businesses and assistance to address retrenchment, and training workers for job transitions;
- improving connections between townships and economic centres, upgrading informal settlements, and building low-income housing in leafy suburbs and urban centres;
- strengthening innovation outside the realm of formal institutions;
- increasing integration of urban transit systems, strengthening and optimizing freight corridors, improving options for long-distance passenger transport, and improving rural access and mobility;
- ensuring that land conservation is aligned with the needs of local communities;
- supporting alternative approaches to dispute settlements through civil society organizations (CSOs), community-based organizations (CBOs) and paralegals;
- addressing the breakdown in confidence between the police and the community, and removing barriers to the release of information.

Preparation of the report confronted several important challenges. Greater resources should be devoted to generating the data required to monitor progress in the SDGs. Considerable success was achieved in integrating the views of a wide range of stakeholders, but new platforms and fora are necessary to support greater involvement of the private sector in achieving the goals. South Africa played a leading role in the formulation and adoption of a stronger communications strategy, which will help ensure that the strong government support for the SDGs is translated into more widespread public support.

Given the legacy of apartheid and all the difficulties associated with it, South Africa is on a journey of renewal. Drawing on lessons from past experiences and emerging opportunities, South Africa is equipped to accelerate progress on the SDGs. Developing stronger alliances, collaboration and partnerships within and between stakeholders, including governments, private sector actors, civil society, academia and international development partners, is a game changer. Effective implementation of measures to achieve the SDGs requires stronger global partnerships to garner increased resources and improved access to technology and good practices. In this regard, global partnerships should be based on equal relationships, mutual accountability and adherence to agreed global norms, particularly trade agreements. We are committed to use the new institutional mechanism for the SDGs coordination to improve our ability to ensure that policy priorities are reflected in budgetary allocations. This also requires building capacity to manage synergies and trade-offs among the SDGs. We are also committed to adhering to the principles of coordination, coherence and impact – anchored on integrated implementation, monitoring and evaluation – to accelerate the achievement of the SDGs.

PART I

CONTEXT AND CHALLENGES TO DEVELOPMENT





Introduction

Main Messages



This report analyses progress on the Sustainable Development Goals (SDGs) and recommends policies to further development.

The report uses the National Development Plan (NDP) and Vision 2030, which outlines the Government's strategy to achieve inclusive and sustainable growth as the starting point.

Inasmuch as apartheid had a ravaging effect in South Africa, it bears noting that since 1994, good progress has been made in improving the lives of South Africans through the establishment of a solid foundation for democratic governance and increased access to education, health services, water, electricity, housing and social protection for those who were excluded by the apartheid government. Nevertheless, the country continues to struggle with the racial divisions and inequities generated by apartheid. Ensuring universal access to critical services, particularly education, is essential to improve equity and to empower people to achieve their dreams for economic advancement.

South Africa's policy development and planning systems have undergone various changes since 1994. During the early stages, a democratic approach was adopted where sectors and departments were given the space to develop their own plans that were informed by their particular mandates. Central guidance, where it existed, occurred through the State of the Nation Addresses (SONA) and the Programme of Action (POA) managed at the centre of government.

The Government also has provided guidance through the introduction of broad development strategies (See Box 1). In 2012, the NDP: Vision 2030 became the country's blueprint for economic growth and development. The NDP provides a thorough analysis of the underlying and structural factors that South Africa must address in order to reduce unemployment, eliminate poverty and reduce inequality in a manner that is just, inclusive, and environmentally and socio-economically sustainable.

The major purpose of this report is to analyse development progress in the areas covered by the Sustainable Development Goals (SDGs), to show how government policy and historical circumstances are shaping this progress, and to recommend changes in policies that could accelerate development going forward. This analysis is heavily rooted in discussions of the NDP, which is broadly consistent with the SDGs (see below).

This VNR does not provide an analysis of progress as defined by the specific targets used in the SDGs; this issue is addressed in the national SDG report, to be released this year. Nor does it attempt to forecast whether South Africa is likely to meet the targets defined in the SDGs.

This is South Africa's first Voluntary National Review (VNR), one of 47 global reviews, of which 17 are from Africa. The 2019 theme, "empowering people and ensuring inclusiveness and equality", is appropriate for South Africa, given its alignment with the main thrust of the country's vision 2030 the NDP.

To achieve the overarching objective of the theme, the following goals have been prioritized for this year's High-Level Political Forum (HLPF): Goal 4, Ensure inclusive and equitable quality education and promote lifelong learning opportunities for all; Goal 8, Promote sustained, inclusive economic growth, full and productive employment and decent work for all; Goal 10, Reduce inequality within and among countries; Goal 13, Take urgent action to combat climate change and its impacts; Goal 16, Promote peaceful and inclusive societies for sustainable development, provide access to justice for all and build effective, accountable and inclusive institutions at all levels; and Goal 17, Strengthen the means of implementation and revitalize the global partnership for sustainable development.

However, to take the advantage of the VNR, this report provides an overview of all 17 goals, focusing on progress, opportunities, challenges and lessons, including the policy and operational environments for implementing steps to achieve each goal. The participation in the 2019 VNR facilitated partnerships across government, the private sector, CSOs and development partners on strategic priorities, challenges, lessons and next steps. The alliance among stakeholders creates the momentum to come together to solve complex development problems and to determine how each stakeholder can contribute to addressing these challenges.

Box 1

Post-1994 governments have inaugurated a series of strategies to further development

The Reconstruction and Development Programme (RDP) sought to strengthen democracy and establish a more equal society through reconstruction and development. The RDP identified five major policy objectives, which are outlined in the White Paper on the Reconstruction and Development Programme (1995): create a strong, dynamic and balanced economy; develop human resources capacity of all South Africans; ensure that no

one suffers racial or gender discrimination in hiring, promotion or training situations; develop a prosperous, balanced regional economy in Southern Africa; and democratize the State and society. The RDP was successful in some areas, such as the establishment of an extensive welfare system, which catered to the elderly, people with disabilities, children in need, foster parents and many others who are too poor to meet their basic social requirements. Free healthcare programmes were implemented for pregnant women and small children, and free meals were provided to between 3.5 and 5 million schoolchildren.

In 1996, the Government introduced a macroeconomic policy framework, the **Growth, Employment and Redistribution (GEAR)** strategy, to stimulate faster economic growth. The policy encompassed most of the social objectives of the RDP, in addition to fiscal deficit reduction, inflation control, exchange rate stability, reducing barriers to trade and liberalizing capital flows. GEAR brought greater macroeconomic stability, better reporting and increased accountability. The management of public finances improved significantly, and the negative growth rate of the early 1990s was reversed. Tighter monetary policy and government restructuring helped to reduce government expenditures.

In 2005, GEAR was replaced by the **Accelerated and Shared Growth Initiative for South Africa (ASGISA)**. ASGISA aimed to reduce poverty by 2010 and halve the unemployment rate by 2012. It also recognized that the addressing these issues needed to be at the forefront of economic policy decision-making.

In 2009, during the State of the Nation Address, President Zuma announced the **New Growth Path (NGP)** to replace ASGISA. The NGP promised to create 5 million jobs and to reduce the unemployment rate to 14 per cent by 2020, as well as to lower poverty and inequality.

In 2012, the National Development Plan (NDP, 2012) was launched as a national vision and plan to institutionalize development.

In addition to the above, various interventions, policies and actions were launched to drive South Africa's renewed developmental agenda, which include the Industrial Policy Action Plan (IPAP), Operation Phakisa, the Economic Stimulus Package, Investment Drive, Renewal and Grow South Africa and the Rural and Township Economic Development Strategy, among others.

2

Reviewing the 2030 Agenda together: Methodology and process for the preparation of the Voluntary National Review

Main Messages



Partners (DPME and Stats SA) are committed to do what is necessary to achieve the targets set in the National Development Plan (NDP) and the Sustainable Development Goals (SDGs); the Government is committed to lead on the country's Voluntary National Review (VNR).

Extensive consultations were carried out within the Government and with civil society and the private sector.

The review process was a collective effort involving consultations with all relevant sectors and stakeholders on the drafting of the report. Sector Working Groups were formed and led by Statistics South Africa (Stats SA).

The basis of this approach was the importance of inclusivity and adherence to the universal principle of 'leaving no one behind' when implementing the Agenda 2030 for Sustainable Development. It is nonetheless recognized that there will always be room for improvement in broadening outreach efforts.

The VNR was prepared by collecting information from primary sources and reviewing secondary information, such as official documents and data, led by Stats SA and the Department of Planning, Monitoring and Evaluation (DPME) within the Presidency. The primary sources included extensive stakeholder engagement and inter-governmental consultation. Since the nature of SDGs calls for collective effort, the Government encouraged participation by major stakeholders, such as non-governmental organizations (NGOs), private and business sector associations, academia, chapter 9 institutions such as South African Human Rights Commission (SAHRC), and civil society organizations (CSOs). Some of the secondary sources included desk reviews of ministry reports, budget votes, sectoral policies, the NDP and relevant legislation documents.

Building on its experience during the Millennium Development Goals (MDGs) era, Stats SA released South Africa's SDG Indicator Baseline Report in 2017 (Stats SA, 2017d). The report covers Tier I and Tier II indicators on which reliable data were available. At the time of publication, 156 of 230 indicators could be measured according to agreed standards and methods; South Africa was able to report on 63 per cent of these indicators. With the SDG Indicator Baseline Report as a basis, Stats SA initiated a process to produce a national SDG Report with extensive analysis of South Africa's progress. This SDG report, which will be released in 2019, forms the basis for discussion of South Africa's progress and challenges in this VNR.

The DPME is responsible for the overall coordination of the VNR, which includes ensuring adequate quality control and stakeholder consultations, and consisted of two phases:

✓ **Phase 1: Data collection, analysis and validation led by Statistics South Africa**

A process of collecting, analysing and validating national data began in November 2018. Experts were contracted to draft 17 SDG reports, and open invitations were sent to civil society, multilateral organizations and academia to provide data and to review the results between January and March 2019. Various platforms were created to validate each of the 17 SDG reports. In order to ensure the broadest possible societal engagement, Stats SA covered all travel and accommodation costs.

The SDG reports formed the basis for four SDG Thematic Reports and an SDG Country Report. This process took place concurrently with Phase 2 and fed directly into drafting of the VNR. These reports highlight inter-linkages among the SDGs and are grouped into social, economic, environmental, and peace and justice SDGs.

✓ **Phase 2: Expanded stakeholder engagement and VNR drafting**

During Phase 2, DPME coordinated the process aimed at incorporating the data collected, analysed and validated in Phase 1 into the VNR.

Open invitations were extended to stakeholders to review the findings. A zero draft VNR was used as a basis for these consultations, and input was used to draft an updated VNR. Table 1 provides a schematic overview of key milestones in the drafting of the VNR.

Table 1. Key milestones in drafting the Voluntary National Review

Date	Consultations	Stakeholders	Key emerging issues/output
March – May 2019	Broad-based consultation on the Sustainable Development Goals (SDGs)	Lead: Statistics South Africa (Stats SA) Others – All government departments, civil society organizations (CSOs), United Nations agencies	SDGs Country Report
12 June 2019	Civil Society Organization (CSO) Consultation on the SDGs and the Voluntary National Review (VNR)	Lead – Africa Monitor Others – Gender Commission, South Africa Human Rights Commission, National Planning Commission/Department of Planning, Monitoring and Evaluation (DPME), United Nations agencies.	The CSO report highlights good performance on policies and ratifying conventions, but improvements are needed on public awareness, especially at the province level, and disaggregated data and evidence to measure progress. Also, better performance measures are needed to reduce inequality and unemployment, improve the quality of education in marginalized areas and address climate change.
28 June 2019	Private sector consultation on the SDGs and the VNR	Lead: Global Compact Network South Africa Others: Registered members, National Planning Commission/DPME	The private sector report showcases SDGs integration in plans and implementation on education, financial inclusion, responsible business and ecosystem preservation.
10 July 2019	South African Cabinet	Lead: Presidency	Cabinet approved the submission of the VNR report to be submitted to the United Nations.


3

Policy and Enabling Environment: Localizing the 2030 Agenda for Sustainable Development

South Africa is deeply committed to the goals set out in the SDGs, the African Union's Agenda 2063 – The Africa We Want – to achieve a prosperous Africa based on inclusive growth and sustainable development, and the Southern African Development Community's Regional Indicative Strategic Development Programme (SADC RISDP). South Africa played a critical role during the development of these global, continental and regional agendas. As a rotating Chair of G77+China, South Africa led the group during negotiations of the SDGs. The AU adopted Agenda 2063 under South Africa's Chair in 2013. In addition, South Africa played a key role in the development of indicators for the SDGs and Agenda 2063, through Stats SA. Thus, the legal framework and government policies have long reflected many of the positions underlying the SDGs. South Africa's NDP, AU's Agenda 2063 and the United Nations' SDGs are mutually reinforcing agendas. Agenda 2063 also focuses on the AU's Pan-African drive, African cultural identity, common heritage, values and ethics, the African Renaissance and security. Above all, the Government approaches the Vision 2030 Agenda with a sense of urgency – the establishment of a just and inclusive society where all South Africans are empowered to improve their position in life through their own efforts has been delayed too long already.

3.1 INSTITUTIONAL MECHANISMS AND CREATING OWNERSHIP OF THE SDGS

Main Messages



The newly established institutional mechanism for coordination will ensure effective consultations with all stakeholders and better implementation of the reform programmes.

Private businesses are integrating the Sustainable Development Goals (SDGs) into corporate strategies and day-to-day operations to become more socially responsible and to investigate new approaches to growing their businesses.

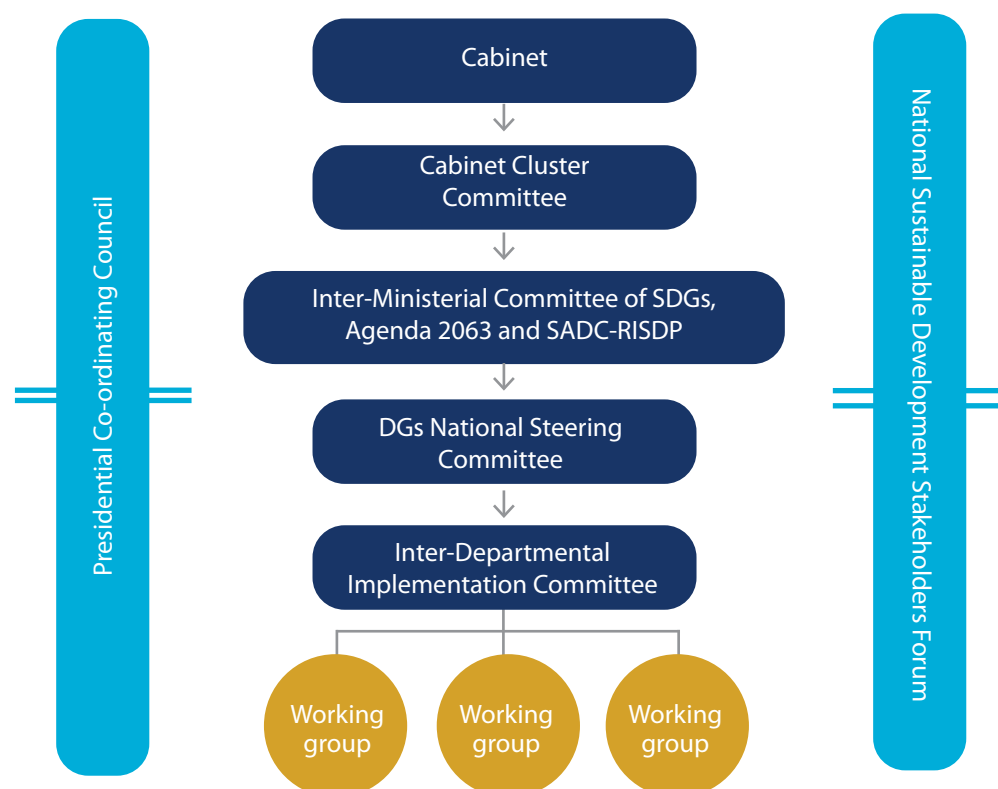
The Government has created new institutional mechanisms for internal coordination to ensure that all stakeholders are involved in monitoring the achievement of the SDGs and evaluating related policies, and to improve coherence between global, regional, national and sub-national development plans.

The DPME is responsible for oversight of strategic planning, coordination of policy design and implementation, performance monitoring and accountability. It monitors the implementation of the NDP at the national level and leads the quarterly reporting to Cabinet on the implementation of the outcomes of the Medium-Term Strategic Framework (MTSF), an important implementation vehicle for the NDP. Key aspects of this process are to determine data needs, ensure consistency, and evaluate the quality of reports on the MTSF indicators and targets.

A national coordination mechanism has been approved by Cabinet to strengthen implementation of development policies and to review progress on the SDGs and other agendas, such as the AU's Agenda 2063 and the Southern African Development Community's (SADC) Regional Indicative Strategic Development Programme (RISDP). To the extent possible, the coordination mechanism relies on current government structures and processes in order to avoid duplication. However, the Inter-Ministerial Committee on Sustainable Development Agendas and the National Development Stakeholders Forum are new (see Figure 1).

The Director-General's National Steering Committee is composed of Directors-General from the Departments of Planning, Monitoring and Evaluation (Chair), International Relations and Cooperation, Environmental Affairs, Women, Basic Education, Higher Education, Cooperative Governance and Traditional Affairs, Finance, Science and Technology, Public Service and Administration, and Government Communications.

Figure 1. The national coordination mechanism (led by the DPME)



Note: SADC-RISDP=Southern African Development-Community-Regional Indicative Strategic Development Plan.

This new structure is designed to obtain high-level guidance from the top political leaders, to strengthen administration through committees that bring together political authorities and civil service managers, and to integrate the views of government and social partners. (The structure of the new mechanism is shown in Figure 1.)

Five groups of key stakeholders are included in the national coordination mechanism: (i) the national government; (ii) provincial and local governments, since the achievement of development targets is anchored in the programmes of sub-national governments; (iii) Parliament, to ensure legislative oversight; (iv) civil society, the private sector and academia; and (v) the United Nations, the AU, SADC and development partners, to generate resources to support the programme and obtain information on lessons learned from international experience.

One hopeful sign of the potential success of efforts to involve stakeholders is the initiative of private firms to integrate the SDGs into corporate strategy and day-to-day operations. The private sector hopes that making progress in the SDGs will be consistent with finding opportunities that can grow businesses, for example through reducing carbon emissions, connecting with communities to generate jobs, and improving infrastructure. Progress in achieving the SDGs could increase confidence among investors and civil society, thus contributing to growth. The Government can assist these efforts by supporting increased participation of small- and medium-sized enterprises (SMEs) in the policy dialogue, for example, by enabling associations of SMEs, investigating sponsorship or funding for participation, or exploring the role of champions in driving participation. It can also assist by using a principles-based approach to build a common language, provide an ethical framework for businesses, and create and share tools that enable businesses to take a principles-based approach.

Global Compact Network South Africa conducted extensive dialogues with private firms on their integration of the SDGs into business practices. While large organizations have made significant progress, they noted a lack of meaningful platforms and fora for effective collaboration within their sectors, across the private sector, with communities, and with the public sector.

Civil society organizations (CSOs) also have a platform, led by Africa Monitor, where dialogue and information-sharing are undertaken on the implementation of the SDGs.

The oversight role of the Parliament in the coordination process is critical. This includes ensuring that national budgetary allocations reflect the national development and SDGs priorities while also ensuring that set targets are met.

This is just the beginning of the process to ensure that the goals of national, regional and international agendas are deeply integrated into the policies and programmes of Government and all stakeholders. A strategy and roadmap will be developed for the overall implementation of the reform program, and an integrated monitoring and evaluation system will be established to track progress on the SDGs and other agendas.

Stakeholders will be encouraged to align their objectives and missions with those of the SDGs, the NDP and AU's Agenda 2063. The Government will encourage stakeholders to refer to the three agendas in their documents describing strategies, plans and projects, and to enter into partnerships to further these objectives in different areas. The efforts of different stakeholders will be mapped to identify synergies and promote alignment among policies and programmes. Platforms will be created for sharing and networking. A virtual cloud as a space for regular communication on joint efforts will help to strengthen collaboration. Tools and mechanisms will be identified to enhance coordination between different groups and associations.

3.2 INCORPORATING THE SDGS INTO THE NATIONAL FRAMEWORK FOR ECONOMIC DEVELOPMENT

Main Messages



The National Development Plan (NDP), the fundamental strategic document describing the Government's development programme, is closely aligned with the SDGs.

Some of the Sustainable Development Goal (SDG) targets that are not explicitly addressed in the NDP are included in sectoral programmes, so that the Government's programme covers almost all targets.

The NDP is the Government's major strategic document that analyses the underlying and structural factors that South Africa needs in order to spur development, with the key goals of reducing unemployment, eliminating poverty and reducing inequality. The NDP essentially provides a roadmap for the Government's economic development policies and has received widespread support across the political spectrum, as well as the public and private sectors.

There is substantial convergence between South Africa's NDP and the SDGs. While the NDP was not intended to cover all the focus areas of the SDGs, an analysis by the DPME in partnership with UNDP indicates that 74 per cent of the SDGs applicable to South Africa are integrated in the NDP.⁵ Out of the remaining SDG targets, 32 are addressed comprehensively in sectoral-level programmes or other programmes running in parallel to the NDP. Thus, only 12 of the SDG targets (7 per cent) are not addressed by major government initiatives.

There are considerable similarities between the broad objectives stated in the NDP and those of the SDGs, for example, with respect to the overarching imperatives of: raising employment through faster economic growth; improving the quality of education, skills development and innovation; building the capability of the state to play a developmental, transformative role; and leaving no one behind. These objectives are all interlinked: for example, improvements in education will lead to higher employment and earnings, as well as establish a pool of skilled workers that the Government can draw upon to improve services.

In some areas, NDP policies are particularly similar to the SDGs:

- Economy and Employment (chapter 3) and Social Protection (chapter 11) have direct linkages to all the targets in Goal 1, except the official development assistance (ODA) goal (1.a) as well as SDG 5.
- The economic infrastructure focus of the NDP has significant convergence with targets in SDGs 1, 5, 6, 7, 9 and 11.

⁵ Mapping the National Development Plan – Assessing the convergence between the NDP, the SDGs and AU Agenda 2063, July 2018.

- The objectives of NDP Chapter 5 on environmental sustainability and resilience are closely aligned with SDGs 1, 2, 6, 7, 11, 12, 13, 14 and 15.
- The NDP's emphasis on South Africa's leadership responsibility and the importance of inter-regional trade is consistent with four SDG targets focusing on South-South and regional cooperation, as well as adherence to global trade agreements (such as the Doha Round).
- The NDP chapter on transforming human settlements covers SDG targets 1.4, 11.1, 11.2, 11.3, 11.7 and 11.b.
- The actions and programmes outlined in the NDP chapter on improving education, training and innovation strongly converge with SDGs 4, 5, 8 and 9.
- Actions under the NDP objective of healthcare for all are closely aligned with targets 1.1, 1.2, 1.4, as well as all the SDG 3 targets on good health and well-being and SDG 5.6.
- The NDP chapter on social protection strongly overlaps with SDGs 1, 2, 4 and 10.
- Chapter 12 of the NDP focuses on issues related to security, access to justice and the rule of law, addressing similar issues as SDG targets 3.5, 3.6, and 3.7, and all targets in SDG 16.
- The NDP objectives in fighting corruption supports policies that address SDG 16.
- Finally, the NDP states that “the country’s vision is a society where opportunity is not determined by race or birth right; where citizens accept that they have both rights and responsibilities. Most critically, South Africa is united, prosperous, non-racial, non-sexist and democratic country.” These principles are also reflected in SDG targets 10.2, 10.3 and 16 as well as SDG 5.1.

The fact that the NDP and SDGs are 74 per cent aligned is a good opportunity for South Africa to ensure that national policy decisions are consistent with the SDGs.

3.3 INTEGRATION OF THE THREE DIMENSIONS

Main Messages



The Government has established a new institutional mechanism to provide political leadership, inter-ministerial coordination, and stakeholder involvement in managing the reform programme, and to support the integration of economic, social and environmental goals.

The involvement of local and provincial governments in policy coordination will encourage them to formulate their own integrated development plans to achieve the Sustainable Development Goals (SDGs).

Consistency across economic, social and environmental policies is critical for inclusive and sustainable growth. Ensuring that development planning is consistent with the SDGs helps to focus attention on achieving coherence across development policies. All levels of the institutional mechanisms described above should function in a way to ensure that the trade-offs and synergies across economic, social and environmental policies are taken into account in policymaking. As shown in Figure 1, each committee brings together representatives from across the government ministries and departments that are involved in development policy. At the same time, the inclusion of provincial and local governments, Parliament and social partners will broaden the representation of views and ensure that all groups can have a say in policy discussions. This structure will help ensure that policies to boost economic performance will be considered in the context of whether vulnerable and disadvantaged groups benefit, and whether policies are consistent with the sustainable use of natural resources.

Involvement in this new development planning process will encourage local governments to adopt Integrated Development Plans (IDPs), and provincial governments to adopt Provincial Growth Development Strategies (PGDS). This will raise awareness of development challenges, facilitate the joint consideration of economic, social and environmental issues at these levels of government, and help empower communities to play a more active role in policymaking. All of these effects will likely improve the integration of development policies, but will require capacity building and knowledge sharing across sub-national governments and with the central government. Giving priority to capacity building at the local level will strengthen services that are closest to the people. These goals are closely linked to the theme of the High-Level Political Forum (HLPF) 2019, “Empowering people and ensuring inclusiveness and equality”. There are some good case studies indicating that there are efforts to integrate the SDGs into development planning, such as the experience of Ethekewini municipality in integrating the SDGs into development planning at the local level (Box 2).

Box 2

The Sustainable Development Goals (SDGs) and local development planning – Ethekewini Municipality

The SDGs are deeply integrated into city development planning.

- ✓ The internal communications related to sustainable development and municipal strategies reflect alignment to the relevant SDG. For example, any publication or communication on gender equality will refer to the relevant SDG, as well as the associate targets and indicators.
- ✓ All master classes held in the municipality have been revised to emphasize direct linkages to the SDGs. For example, the master class on strategic planning and performance monitoring reflects SDGs 11 and 16.
- ✓ SDG awareness and advocacy seminars have been held with senior and middle management to inform them on the global agenda and the need to align their operational programmes to the SDGs.

The active participation of Ethekewini Municipality in the United Cities and Local Government (UCLG) organization has enabled it to develop toolkits for SDG awareness and localization. Senior staff within the municipality have been involved in the packaging and development of training modules that can be used to build capacity on the SDGs at the local government level. Ethekewini Municipality, through the Strategy Office, has provided content and assisted the UCLG and UN Habitat in the development of training modules on SDG awareness, SDG strategic planning and implementation, and SDG monitoring and reporting. Currently, 12 staff members have been trained on the methodology of SDG localization using the above modules.

3.4 LEAVING NO ONE BEHIND

Main Messages



Government efforts, including an expansive social protection mechanism, have focused on improving the lot of underprivileged South Africans.

Inequality remains high, however, and some groups, especially youth, women, people with disabilities and rural dwellers, are particularly disadvantaged.

South Africa's development programme focuses on identifying and serving the most disadvantaged groups, as can be seen across several sectors. For example, considerable resources have been devoted to providing free education and free primary healthcare in order to reach the poor. The success of these efforts can be seen in the achievement of near-universal literacy, increased access to primary education, and declining maternal and child mortality rates. Several legal provisions focus on prohibiting discrimination against women, and efforts have been made to step up reporting and punishment of GBV. Public works programmes are devoted to hiring the unemployed, and training programmes focus on youth, who suffer from disproportionately high unemployment rates. Extensive social assistance programmes support incomes of the poor; social grants reached 17.5 million South Africans, in particular, women, children, the poor and the elderly. South Africa spends 3.3 per cent of GDP on the social safety net, compared to an average of 1.5 per cent in upper middle-income countries and 1.9 per cent in high-income countries (World Bank, 2018). South Africa spends more on social safety nets per capita than all but 13 countries in the world.

Inequality is extremely high, poverty reduction is particularly slow among some groups, informal settlements suffer from lack of basic services, and richer South Africans have much greater access to quality education than do the poor. In short, the public sector has only partially compensated for the legacy of inequities and inequalities from apartheid and market pressures that may exacerbate poverty.

3.5 STRUCTURAL ISSUES

Main Messages

Poverty, inequality and unemployment are high, and racial imbalances remain prominent despite the end of apartheid 25 years ago.

Low skill levels, limits on competition, inadequate infrastructure and inconsistent government policies constrain productivity and growth. Production and exports are dominated by primary commodities.

Dramatic reforms to improve the transparency and consistency of policy, break up cartels, improve the quality of education, and make growth more inclusive are essential to achieve the SDGs.

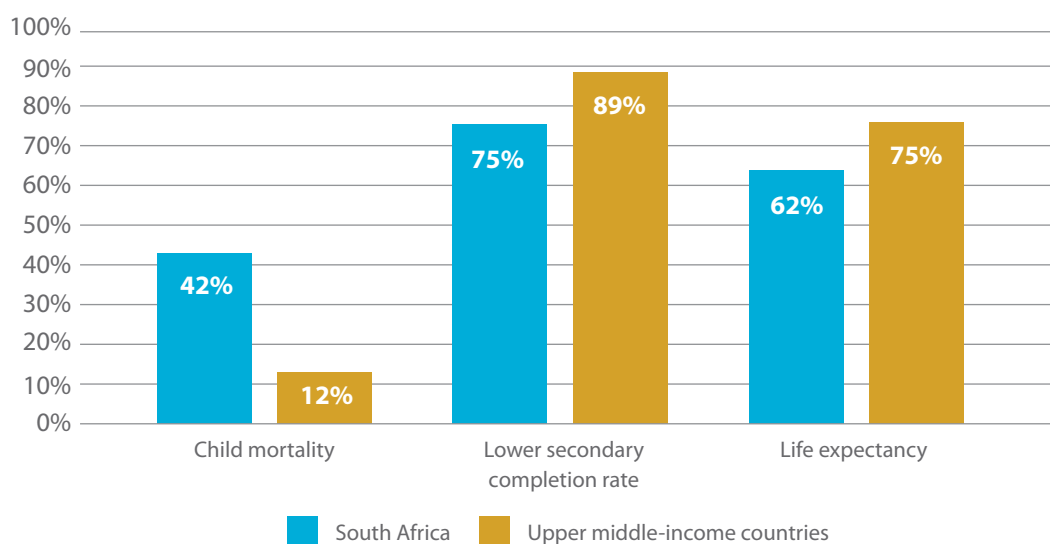
South Africa faces high levels of poverty and income inequality, extremely high unemployment rates, severe racial imbalances despite the 25 years since the end of apartheid, and a structure of production and trade that remains dominated by primary commodities. Government transfers do play an important role in reducing poverty and inequality, but clearly more rapid and inclusive growth will be necessary to make substantial progress in addressing these problems.

Although welfare has improved over the past 25 years (described in detail in subsequent chapters), South Africa remains a country with high levels of inequality as compared to upper middle-income countries. For example, 44 children die before the age of five per 1,000 live births (Figure 2). The average for upper middle-income countries is 14.4. Similarly, life expectancy at birth is 63 years in South Africa, but 75.5 years on average in upper middle-income countries. Moreover, 75.4 per cent of the appropriate age group completed lower secondary education in South Africa, compared to almost 88 per cent in upper middle-income countries.

Inadequate skill levels constrain growth. Anecdotal evidence indicates that the wages of high-skilled workers have risen dramatically compared to those of low-skilled workers, indicating that the demand for skilled labour has chronically exceeded supply. Part of this rise can be explained by skill-biased technical change, which is a global phenomenon. In South Africa, growth in services exports and high-quality manufactures, both of which frequently require substantial inputs of highly skilled labour, may have also played a role. The post-apartheid expansion of public services and the concomitant skilled labour requirements to design and manage those services within the public sector may have also contributed.

Defects in the higher education system limit increases in the supply of skills. While there are some good universities, the system as a whole is not producing sufficient graduates in key skill categories; this has undoubtedly been a constraint on growth in the first decade of the 21st century. Even more serious is the relatively small number of suitable graduates emerging from vocational and technical training colleges.

Figure 2. Welfare indicators in South Africa



Notes: Child mortality refers the number of deaths before the age of five per 1,000 live births in 2016. The lower secondary completion rate for education is the share of the appropriate age group that has completed secondary education for 2016. Life expectancy refers to 2017.

Source: Stats SA (2016b) and World Bank World Development Indicators database, accessed 21 June 2019.

After 1994, many had hoped that structural economic changes would result in an era of strong economic growth that would boost job creation and improve the incomes of disadvantaged groups. However, economic transformation remains a challenge. South Africa's lagging productivity growth and declining export performance have been associated with a lack of competitive pressure in both input and downstream markets. Many of South Africa's markets, including food, agricultural inputs, steel and energy, were historically tightly regulated and protected oligopolies or monopolies. During the 1990s, the Government undertook a range of reforms to open these markets to trade and competition. But many markets remain oligopolistic, with a high degree of vertical integration and, in some cases, strategic behaviour that reflects previous regulatory conditions (World Bank, 2016a).

Bold structural reforms, supported by social partners, are needed to unlock the economy. These include: reducing barriers to entry to promote competition; limiting the size and influence of state-owned enterprises (SoEs); increasing labour market flexibility; establishing a more supportive environment for SMEs; reducing the cost of energy; and improving the quality of the education system.

Various government policies have weakened business confidence. Delays to the mineral resource law and plans for land reform and intellectual property rights have not been conducive to economic growth. Furthermore, policy uncertainty and lack of coherence have reduced private sector investment. Defining the Government's goals on property rights issues, including land, agricultural reform and intellectual property, could strengthen confidence and improve efficiency. The adoption of simpler and more consistent rules on many government requirements, ranging from Broad-Based Black Economic Empowerment (BBBEE) to sector codes and import requirements, would make South Africa a much more attractive place to do business. All in all, the Government will have to rebuild trust to foster the conditions required for structural change and reform (Cassim, 2015).

Making growth more inclusive will require further interventions. Growth will have to become more employment-intensive by improving skill matching, addressing the particular spatial pattern of work and residence in South Africa,⁶ being more supportive of informal employment, and providing temporary safety nets through public works programmes. Finally, income redistribution through state grants and improving access to services of poor and vulnerable groups is critical. South Africa has achieved significant success in some areas, but education remains a channel through which inequalities continue to be perpetuated and strengthened (Bhorat et al., 2014).

The 1994 democratic elections provided an enabling environment for a process of re-engagement with the global community, which is still ongoing, pushing up demand for imports and opening opportunities for export. Openness poses challenges, but it also provides links to global demand, technical advances, high-quality inputs to production, and competition that can reduce mark-ups and spur firm productivity and growth.

Secular stagnation in mining has impaired export earnings, underlining the importance of export-oriented policies to reduce dependence on mining. South Africa has considerable potential for non-minerals exports. In manufactures, its most productive firms are larger and much more likely to engage in direct importing and/or exporting. In terms of breaking out of the current economic malaise, large, productive firms with established links to international markets likely have the highest near-term growth potential. South Africa also has considerable potential to export services and has performed relatively well in supplying rapidly growing African markets over the past two decades. These two features interact, for example, in the servicing of mining equipment and sales of consumer goods in South African supermarkets located abroad (UN-WIDER, 2016).

Infrastructure investments are required to ease binding electricity and transport bottlenecks. Public sector infrastructure providers need to become more efficient. In addition, inviting greater private sector participation in infrastructure could increase the volume and efficiency of services while limiting the burden on public finances. Broadly speaking, the interventions required to achieve Agenda 2030 are to ramp up growth, raise investment and employment levels (especially employment of youth), strengthen the capacity of the State to implement development projects and programmes, reduce corruption, and strengthen partnerships between Government, the private sector, labour unions, CSOs and development partners.

⁶ Due to apartheid spatial planning, the poor live far away from their work places. In some rural areas, people on average spend three to four hours a day travelling between their homes and work, thus reducing their ability to earn income and adding to their expenses.

PART II

PROGRESS ON THE IMPLEMENTATION OF THE SDGs

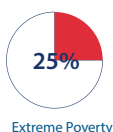
This part provides an overview of the progress that South Africa has made to date in implementing the Sustainable Development Goals (SDGs). Although this year's Voluntary National Review (VNR) theme is "Empowering people and ensuring inclusiveness and equality", and focusing specifically on SDGs 4, 8, 10, 13, 16 and 17, this report provides an overview of progress on all of the SDGs.



1 NO POVERTY



South Africa has made progress in **reducing extreme poverty** through a **progressive, pro-poor tax system** that supported the provision of **social assistance** and **free basic services**.



Extreme Poverty



Chronic Poverty at the upper bound national poverty line

According to most recent data, about a **quarter** of the poor live in extreme poverty, poverty (food poverty line), while 40 per cent of South African's population are considered poor at LBPL and nearly **half** of South Africa's population is considered chronically poor at UBPL.



Social Wage

Free Education

Free Primary Health Care

Social Protection

RDP Housing

Provision of Free Basic Services

Opportunities

Enhancement of

- Social protection
- Private cash transfer
- Collection action
- Growth stimulation

Reducing risk in

- Vulnerabilities in the labour market particularly for the informal sector



Challenges

Some contributors towards poverty include:



Low economic growth



High unemployment



Policy uncertainty




COUNTRY PROGRESS

4.1

END POVERTY IN ALL ITS FORMS EVERYWHERE

Main Messages



The share of the population living below the national poverty line fell from 51 per cent in 2006 to a still-high 40 per cent in 2015, and poverty levels are particularly high among some groups. This is a direct consequence of the apartheid legacy.

The Government's comprehensive programme to reduce poverty includes a progressive tax system, free basic services (electricity, water and sanitation) and an extensive social assistance system (the social protection floor, free education and grant safety net).

The current situation

South Africa achieved a notable reduction in poverty, although the most recent available data show a disturbing increase. The share of people living on incomes below the international poverty line of US\$1.90 per day fell from 29.3 per cent in 1993 (just before the end of apartheid) to 16.4 percent in 2011, but then rose to 18.8 per cent in 2015 (Figure 3). The share of people living on incomes below the national lower bound poverty line (LBPL),⁷ which is higher than the global poverty line (by 26 percent in 2006 and 19 percent in 2015), shows a similar pattern: the poverty rate fell from 51 per cent in 2006 to 36.4 per cent in 2011, but then rose to 40 per cent in 2015.⁸ Moreover, incomes among the poor declined and became more unequal (DPME, Stats SA and World Bank, 2018). This deterioration in poverty coincided with a period of slow growth (just under 2 per cent, or only slightly higher than the growth rate of population) and some rise in unemployment (from 24.7 per cent in 2012 of the labour force to 25.2 per cent in 2015).

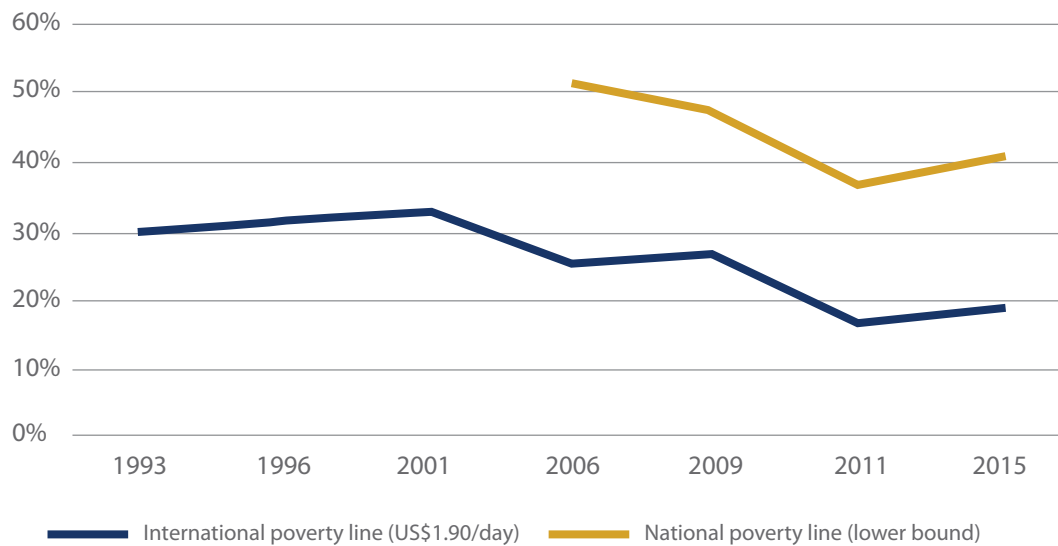
⁷ The National Poverty Line, which is dynamic and indexed to inflation, is defined as ZAR785 in April 2018 prices and ZAR647 in April 2015 prices per person per month.

⁸ South Africa has three poverty lines, first published by Stats SA in 2012, which capture different degrees of poverty. The poverty lines were based on spending and consumption data from the 2000 Income and Expenditure Survey. In 2015, the poverty lines were rebased – i.e. the poverty lines were recalculated using new data from the 2010/2011 Income and Expenditure Survey. The latest poverty trends report (Stats SA, 2017c) includes poverty estimates for 2006 to 2015.

“South Africa achieved a notable reduction in poverty”

Figure 3. Poverty had fallen, but has begun to rise again.

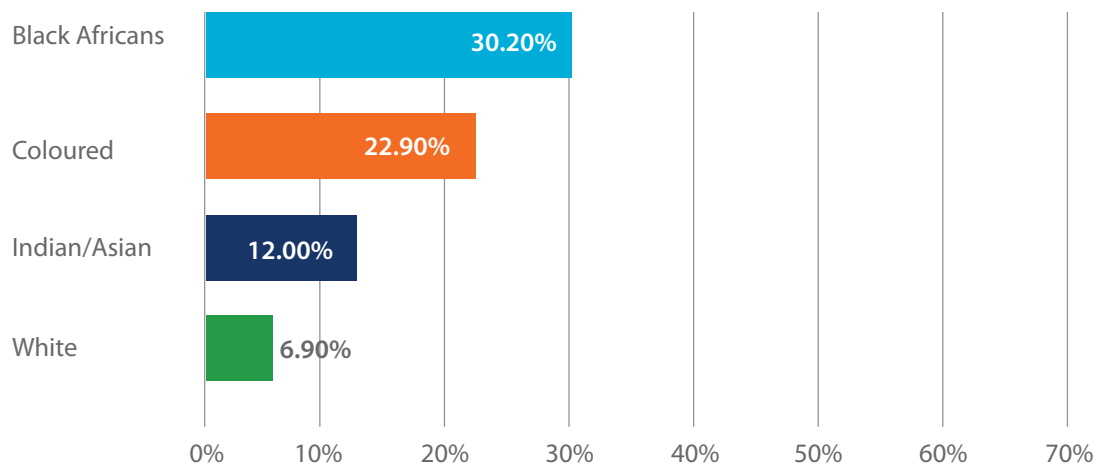
Percentage of population living below the poverty line



Source: DPME, Statistics SA, and World Bank (2018).

Figure 4. Poverty rates were dramatically higher among blacks than among whites.

Percentage of the population with incomes less than the lower bound poverty line, 2015



Source: Stats SA (2017c).

Around one-quarter of the poor live in extreme poverty (food poverty line). For the LBPL, 40 per cent of South Africa's population are considered poor, while nearly half are considered chronically poor at the upper-bound national poverty line (UBPL).⁹ Comparing South Africa's poverty rate with other countries should be taken with caution because the national poverty line is higher than the global absolute poverty line of most countries (\$1.9/day), translating to 18.9 per cent of South Africans.

Poverty rates differ greatly by groups and geographical location. Poverty is highest in Limpopo and the Eastern Cape provinces, and lowest in the Western Cape and Gauteng provinces. In 2015, 93 per cent of poor people in South Africa were black, of whom 64.2 per cent lived on incomes below the LBPL (Figure 4). By contrast, only 5.9 per cent of Indians/Asians and 1 per cent of whites lived on incomes less than the LBPL. Poverty is also higher among children (poverty rate of 51 per cent), those living in rural areas (poverty rate of 65.4 per cent), and people with little or no education (poverty rate of 61.6 per cent). Targeted interventions for these groups are essential if poverty levels are to drop to the SDG target of 20 per cent by 2030.

In South Africa, social protection is a political and an economic decision to address structural and intergenerational poverty and vulnerability. Social protection programmes have evolved since 1994: nine out of ten public schools are no-fee schools, which also include school nutrition programmes and scholar transportation with a strong focus for learners in rural areas to access places of learning. The democratic government has prioritized human capital investment and placed great emphasis on education as a social policy to address intergenerational poverty and inequality. Education is associated with better standards of living, positive human development and wellbeing. These social investments are targeted mainly to learners in poverty quintiles 1, 2 and 3 schools, with the aim to improve educational outcomes.

The Department of Social Development in key partnership with Department of Basic Education (DBE) has linked administrated data systems to improve the targeting of NSFAS funding to ensure poor children access post schooling. This sharing of data enables the Government to tell the story of how social grant beneficiaries perform in the NSC exams; there was a 69.2 per cent pass rate in 2017 and 74.8 pass rate in 2018. This strategic partnership has improved NSFAS funding in targeting social grant beneficiaries from 14,177 in 2017 to 145,086 in 2019. The social grants beneficiaries are not means-tested again as they enter tertiary institutions through NSFAS.

The policy framework

Poverty reduction has been the focus of government development efforts since the advent of democracy. Poverty alleviation has been the central goal of many government strategy documents and programmes over the past 25 years.¹⁰ The NDP is fundamentally focused on the elimination of poverty and the reduction of inequality.

“The democratic government has prioritized human capital investment and placed great emphasis on education as a social policy to address intergenerational poverty and inequality.”

⁹ The food poverty line in 2015 prices is ZAR441 per person per month (ZAR531 in 2017 adjusted prices); the lower-bound poverty line (LBPL) in 2015 prices is ZAR647 (ZAR758 in 2017 adjusted prices); and the upper-bound poverty line (UBPL) in 2015 prices is ZAR992 (ZAR1,138 in 2017 adjusted prices). <https://africacheck.org/factsheets/factsheet-south-africa-official-poverty-numbers/>

¹⁰ These include, together with the NDP: the Constitution; the 1994 Reconstruction and Development Programme; the 1994 Land Reform Programme; the 1996 Growth Employment and Redistribution; the 2001 Integrated Sustainable Rural Development Strategy/Programme; the 2003 Expanded Public Works Programme; the 2004 Comprehensive Agricultural Support Programme; the 2006 Accelerated and Shared Growth Initiative for South Africa; the 2009 Comprehensive Rural Development Programme; the 2010 New Growth Path (NGP); the 2010 Recapitalisation and Development Programme; the 2012 National Development Plan; the 2014 National Policy on Food and Nutrition Security; and the 2015 National Integrated Early Childhood Development Policy.

South Africa has made progress in reducing extreme poverty through a progressive, social wage programme that helped to finance the provision of social assistance and free basic services – old age pensions, child grants, primary healthcare, orphan grants, subsidized water and electricity, housing assistance, no VAT on certain food items, and more public schools declared no-fee schools. Other initiatives to reduce poverty have included land reform, free higher education and programmes to increase entrepreneurship (UN, 2018).

South Africa's key poverty reduction programme since 2000 has been social grants, which have expanded rapidly and now provide assistance to 17 million South Africans. In 2015, 71.9 per cent of all elderly persons and 92.2 per cent of those classified as poor received social grants. Approximately one-third of households with children (34.3 per cent) and 61.3 per cent of poor households with children are covered by child support grants (South Africa's SDGs report). Without social grants, poverty would be 8 per cent higher than the current level.¹¹ Expenditures on social grants are expected to continue to rise by 26 per cent from 2016/17 to 2019/20.

There has been a consensus in both developed and developing countries on the importance of social protection systems in achieving the 2030 Agenda for Sustainable Development through the SDGs, which set the global vision for addressing poverty, inequality and vulnerability within a human rights approach. SDG 1, *End poverty in all its forms everywhere*, advocates for countries to design and implement inclusive social protection systems across the life cycle to protect citizens from economic shocks. Poverty and vulnerability are multidimensional and cut across the 17 SDGs.

¹¹ This is based on a study by Posel and Grapsa (2017), using the National Income Dynamics Study (NIDS) 2008–2014/15.

2 ZERO HUNGER



Policies to **support incomes** and **improve agricultural production** have achieved a notable decline in hunger. But **food insecurity** and its effects, notably stunting in children, remain serious challenges.

Opportunities



Enhance agricultural production



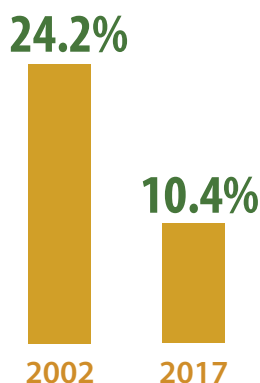
Develop innovative farming methods



Develop skills



South Africa allocates **3%** of its GDP to social assistance, more than any other country in Africa



The percentage of households that are vulnerable to hunger declined from **24.2** percent in 2002 to **10.4** percent in 2017

Challenges



The **ability to access food** rather than its availability is key towards determining the food security of households and individuals.

4.2 GOAL 2: END HUNGER, ACHIEVE FOOD SECURITY AND IMPROVED NUTRITION, AND PROMOTE SUSTAINABLE AGRICULTURE

Main Messages



Policies to support incomes and improve agricultural production have achieved a notable decline in hunger. In addition, food insecurity and its impacts, notably stunting in children, remain challenges that are being addressed in the country.

The Government has increased its commitment to providing food security schemes targeted for the poor and vulnerable, which have contributed significantly to the improvement in living standards.

The current situation

Food security¹² has improved, and the share of households that are vulnerable to hunger fell from 24.2 per cent in 2002 to 10.4 per cent in 2017 (Stats SA, 2017b:56). South Africa's commitment to social assistance played an important role in this achievement.

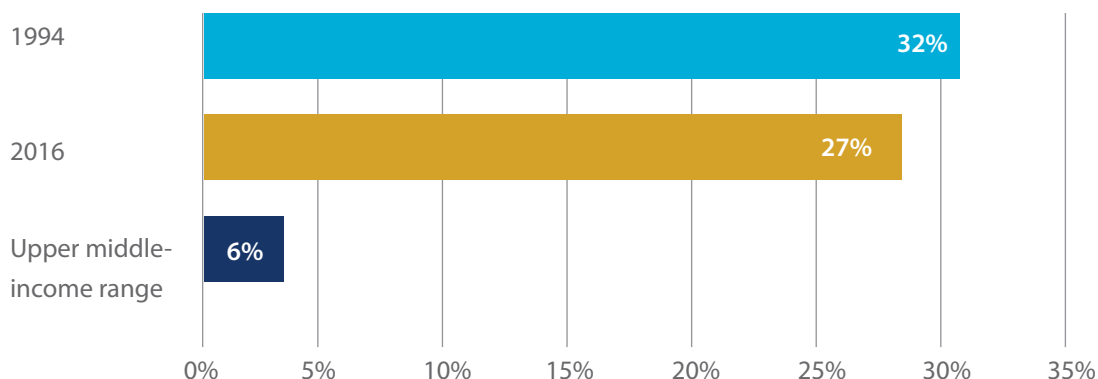
Despite this progress, hunger remains a serious issue. Over three million households are reported to have run out of money to buy food as of the end of 2016, of which 90.8 per cent were black Africans (Stats SA, 2016b:166-7). Furthermore, the prevalence of underweight children and stunting in children under five are still major concerns. As of 2016, 27 per cent of children under five suffered from stunting (share of children under five with low height for age), indicating a lack of nutritious food and poor-quality food (Figure 5). This represents only a modest decline from the 31.5 per cent rate in 1994. By contrast, the average for all upper middle-income countries was only 6.4 per cent. The challenge of stunting was found to be more severe in rural areas, followed by urban informal areas (Department of Social Development and Department of Agriculture, Forestry and Fisheries, 2014). In addition, 13.0 per cent of children under five are overweight, which is more than double the global average of 6.1 per cent.

“
Food security has improved... South Africa's commitment to social assistance played an important role in this achievement.”

¹² Food security is defined as access to and control over the physical, social and economic means to provide sufficient, safe and nutritious food at all times.

Figure 5. Levels of stunting remain high.

Percentage of children under five with low height-for-age, 2016



Source: Stats SA, 2016b (SADHS) and the World Bank World Development Indicators database.

The policy framework

“
The
Government
has increased
its commitment
to providing
food security
schemes
targeted for
the poor and
vulnerable”

Policies and strategic documents, including the Constitution, the NDP, the Medium-Term Strategic Framework (MTSF) 2014–2019 and the Agricultural Action Plan for 2015–2019, are designed to improve food security and nutrition. The NDP recognizes that the ability to access food, rather than its availability, is key to determining the food security of households (NPC, 2012). The NDP also emphasizes the need to enhance agricultural production and calls for increased investment in research and the development of innovative farming methods to improve agricultural productivity, as well as skills development among extension officers to address the needs of smallholding farmers. However, the NDP does not include concrete targets on how outcomes are to be achieved. For example, it does not provide a clear link between its job creation goals and the reduction of food-insecure households.

The Government has increased its commitment to providing food security schemes targeted for the poor and vulnerable, which have contributed significantly to the improvement in living standards (Stats SA, 2017c: 32). The National Food and Nutrition Security Plan includes support for land reform and field crop production, as well as the provision of social grants and nutrition education. To date, these efforts have had some impact on improving food security (access to food), but have not greatly improved nutrition security (access to a wide range of foods that provide essential nutrients).

The Government is establishing a multi-sectoral Food and Nutrition Security Council to oversee:

- ✓ the alignment of policies, legislation and programmes;
- ✓ coordination and implementation of programmes and services that address food and nutrition security;
- ✓ the establishment of inclusive local food value chains to support access to nutritious affordable food;

- ✓ the expansion of targeted social protection measures and sustainable livelihood programmes;
- ✓ the scaling up of high-impact nutrition interventions targeting nutritionally vulnerable groups;
- ✓ the development of an integrated communication plan to help people make informed food and nutrition decisions;
- ✓ the development of a monitoring and evaluation system for food and nutrition security, including an integrated risk management system for monitoring related risks.

More than three-quarters of the cost of this programme involve the doubling of the number of extension officers employed over the National Food and Nutrition Security Plan period. Improvements include: the implementation of early registration of children born in public facilities, which would improve the targeting of assistance to children; implementation of a universal child support grant registration; and the expansion of the coverage of the meal provision programmes at Community and Nutrition Development Centres, Early Childhood Development Centres and schools. Table 2 provides a list of policies and programmes related to SDG 2.

An important part of the Government's programme is to revitalize agriculture and the agro-processing value chain by increasing support for smallholder farmers and substantially expanding the number of agricultural producers. Lack of access to actionable information inhibits agricultural growth. Crop monitoring products such as crop arable land fraction and crop anomalies and biophysical products, such as chlorophyll content and canopy water, content were distributed by the South African National Space Agency (SANSA) to support crop monitoring activities during the 2016/17 and 2017/18 summer growing seasons. The recipients included Mob Insurance, an SME that uses data obtained from satellites to insure smallholder farmers against weather-related risks, Senwes, an agricultural company, and the Grain Farmer Development Association.

The country has performed relatively well in maintaining the number of animal genetic resources. However, conservation of plant genetic resources between 2016 and 2017 was disrupted due to drought conditions, which mainly affected deciduous fruit genes. The total number of producers who benefited from animal improvement schemes grew from 1,288 in 2011 to 8,676 in 2017. The large increase in the number of farmers who received assistance provides some optimism about the quality and quantity of livestock production in South Africa; increased livestock production will contribute towards food security as well as improved livelihoods in rural communities.

Table 2. Summary of South Africa's policies and programmes related to Sustainable Development Goal 2

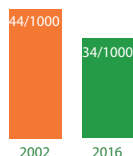
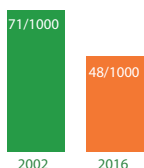
POLICIES AND STRATEGIC DOCUMENTS	OVERARCHING POLICIES				
	National Development Plan (2011–2030) Medium-Term Strategic Framework (2014–2019) Strategic Plan for the Department of Agriculture Forestry and Fisheries (2015–2020)			The Constitution 1996 Agricultural Policy Action Plan (2015–2019) The New Growth Path (2011)	
	THEMATIC AREA POLICIES AND PROGRAMMES				
	Food security and nourishment	Agricultural production	Generic conservation	Research and Development	Marketing
	<ul style="list-style-type: none">• Integrated Food Security Strategy (2002)• National Food and Security Policy (2013)• National Food and Nutrition Security Policy Implementation Plan for South Africa (to be finalized).	<ul style="list-style-type: none">• National Policy on Food and Nutrition Strategy (2013)• Policy for the Recapitalization and Development Programme• Integrated Food Security Strategy (2002)• Various strategies to adapt to, or mitigate the effects of, climate change.	<ul style="list-style-type: none">• National Plan for Conservation and Sustainable Use of Farm Animal Genetic Resources (2016)• National Policy on Plant Improvement (2012)• Plant Breeders' Rights Policy (2011).	<ul style="list-style-type: none">• Integrated Growth and Development Plan (2012)• Agricultural Policy Action (2015–2019)• Agricultural Research Council Vision 2050 (2016)• Agricultural Research Council Strategic Plan (2015–2020)• Bio economy strategy.• South African Trade Policy and Strategy Framework (2011)• Agricultural Marketing Policy for the Republic of South Africa (2010)• Integrated Marketing Strategy for Agriculture, Forestry and Fisheries Products.	<ul style="list-style-type: none">• South African Trade Policy and Strategy Framework (2011)• Agricultural Marketing Policy for the Republic of South Africa (2010)• Integrated Marketing Strategy for Agriculture, Forestry and Fisheries Products.
PROGRAMMES	<ul style="list-style-type: none">• Fetsa Tlala• National School Nutrition Programme• Social grants and social relief of distress• Early Childhood Development (ECD) and School Nutrition Programme (SNP)• One Household One Hectare.	<ul style="list-style-type: none">• Comprehensive Rural Development Programme (CRDP)• Fetsa Tlala• Land Reform• Comprehensive Agricultural Support Programme (CASP) – Ilima/Letsema• Recapitalization and Development Programme (RADP/RECAP)• One Household One Hectare• Micro Agricultural Financial Institution of South Africa (MAFISA)• Land Care• Agri-parks• Operation Phakisa.	<ul style="list-style-type: none">• Agriculture Production, Health and Food Safety Programme• Plant Genetic Resources Centre Long-Term Sustainability Strategy• Plant Genetic Resources Programme• Farm Animal Genetic Resources Programme.	<ul style="list-style-type: none">• Comprehensive Rural Development Programme• Research and Development Programme• Research and Innovation Programme	<ul style="list-style-type: none">• Trade Promotion and Market Access Programme• Export Market Development and Promotion Programme• Market Information System• Market Research and Market Intelligence Programme.

3

GOOD HEALTH AND WELL-BEING



Increased access to **health care** has supported reductions in child and maternal mortality rates. However, there is still poor access for **mental health** and **retaining health professionals**



The **child mortality rate** fell from 71 per 1,000 live births in 2002 to 48 in 2016, and the **infant mortality rate** from 44 per 1,000 live births to 34.

Opportunities and Improvements

The **Reconstruction and Development Plan** indicated **free service** for mothers and children, followed by free primary health care for all, and a clinic building programme.

The NDP identifies nine health goals including:



Raising life expectancy to 70 years



Reducing maternal, infant and child mortality



Significantly reducing non-communicable diseases, injuries and violence

Over **70%** of mothers and children received post-natal care within six days of delivery, although this remains well below the share in upper middle-income countries.

Challenges

Maternal mortality rates are subject to considerable uncertainty, but estimates for South Africa indicate that rates have **fallen** but remain more than **three** times the level in upper middle-income countries.



South Africa



upper middle-income countries



7.5 million
19% of adults aged 15-49
HIV positive

South Africa struggles with **communicable diseases**.

4.3 GOAL 3: ENSURE HEALTHY LIVES AND PROMOTE WELL-BEING FOR ALL AND AT ALL AGES

Main Messages



Increased access to healthcare has supported reductions in child and maternal mortality rates, but mortality rates remain high.

Key challenges include improving access to healthcare (particularly in poor areas), getting better value for money by strengthening procurement practices (for example, for medicines, vaccines and medical equipment), improving mental health and disability services, and increasing funding.

The current situation

South Africa has made considerable progress in improving healthcare and reducing premature death. The under-five child mortality rate fell from 71 per 1,000 live births in 2002 to 48 in 2016, and the infant mortality rate, from 48 per 1,000 live births to 34 (Figure 6). Over 70 per cent of mothers and children received post-natal care within six days of delivery, although this is well below the share in upper middle-income countries. Maternal mortality rates are subject to considerable uncertainty. South Africa struggles with communicable diseases: around 7.5 million people, of whom 19 per cent aged 15–49, were HIV-positive in 2018, and 567 per 100 000 population cases of TB were recorded in 2017.

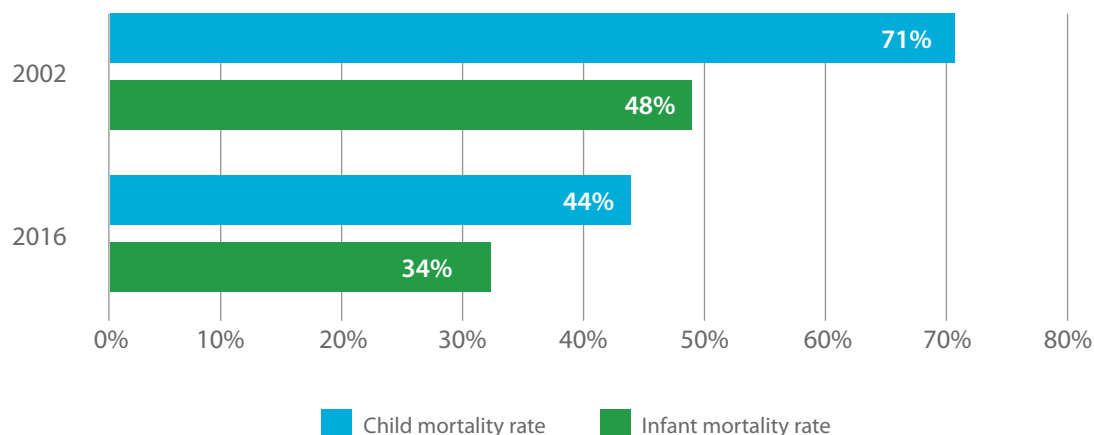
The policy framework

South Africa's Constitution provides that all South Africans have the right to equitable healthcare and to the progressive improvement to its access and quality. The Reconstruction and Development Plan (RDP) sets the goal of providing free health services for mothers and children, followed by free primary healthcare for all, as well as a clinic-building programme. And the National Health Act 61 of 2003 provides a legal framework for the health system, taking into account the obligations imposed by the Constitution and other laws on health services at the national, provincial and local government levels.

The NDP gives an overarching policy framework for the health sector, including policy direction on the key elements of health system strengthening and governance. The NDP identifies nine health goals, including raising life expectancy to 70 years, reducing maternal, infant and child mortality, and significantly reducing non-communicable diseases (NCD), injuries and violence. Addressing the social determinants of health and disease is identified as a key priority required to achieve these goals. The NDP also aims to reduce the cost of private healthcare and addresses the need for improvements in the quality of care.

“South Africa's Constitution provides that all South Africans have the right to equitable healthcare and to the progressive improvement to its access and quality.”

Figure 6. Child and infant mortality rates, number of deaths per 1,000 live births



Source: Stats SA, 2016b

“
South Africa
needs to
demonstrate
improvements
in the quality
of healthcare
services
underpinned
by evidence-
based clinical
practices.”

The National Strategic Plan (NSP) for HIV, sexually transmitted infections (STIs) and tuberculosis (TB) 2017–2022 guides the country’s response to the HIV, TB and STI epidemics. It involves multi-stakeholder collaboration by the Government, civil society, communities and the private sector to reduce HIV, TB and STI morbidity and mortality. The Prevention of Mother to Child Transmission programme played an important role in reducing infant mortality.

The philosophy of primary healthcare forms the basis of South Africa’s health policy and provides guidance for healthcare service delivery. The principles underpinning the delivery of primary healthcare include: equity; community participation; social and economic development; an integrated referral system to facilitate a continuum of care; teams of health professionals with specific and sophisticated biomedical and social skills; adequate resources; a client-centred approach; and interventions focused on the determinants of poor health, health promotion, prevention, cure and rehabilitation. The inequities of apartheid are still prevalent in the health system. Achieving universal health coverage, getting better value for the money spent on healthcare, and increasing funding remain a challenge. Access and quality remain poor in some areas, and services for people with emotional problems or disabilities are limited. The National Health Insurance (NHI) Bill was approved by Cabinet in July 2019 for tabling in Parliament. The Bill will give effect to the NDP, which seeks to provide for universal quality healthcare services to all South Africans, irrespective of social economic background. It will be based on the values of justice, fairness and social solidarity, and will address the current health system, which only serves 16 per cent of the South African population, thus excluding the overwhelming majority.

Strengthening supply chain processes for the procurement of quality medicines, vaccines, medical equipment and health information management products is a key step towards achieving the SDG targets on health. South Africa needs to demonstrate improvements in the quality of healthcare services underpinned by evidence-based clinical practices. It also needs to improve the operational efficiency and utilization of human resources, supported by appropriate strategies in recruitment, retention and human resources forecasting.

While the Government has increased subsidized training of health professionals, it is difficult to retain trained staff in the public sector health services, especially at senior levels. South Africa introduced the Occupational Specific Dispensation (OSD) for health professionals in the public sector to overcome this challenge. The Government is devoting resources to developing improved healthcare practices (see Box 4).

Box 4

Innovation and research to improve healthcare

The Government is investing in innovation to improve health services and in the development of appropriate medical devices, diagnostics and vaccines to address communicable and non-communicable diseases. Research and development under the Strategic Health Innovation Programme (SHIP), a joint effort of the Department of Science and Technology (DST) and the Department of Health and the Medical Research Council (MRC), focuses on diagnosis, vaccines, new and improved drugs and medical devices for treatment of HIV, tuberculosis (TB), diabetes, cancer and neo-natal conditions. The DST also concentrates on therapeutics and delivery systems, and on ensuring that drugs are adaptable to the South African context by working with major manufacturers and making an effort to use South African resources. The Department is working with various institutes with similar approaches to vaccines and biological medicines, and is exploring means of making diagnosis more user-friendly, easier and faster, and thus able to deliver results rapidly and reduce patients' waiting time at clinics. Considerable emphasis continues to be placed on harnessing information and communication technologies (ICTs) to improve the administration and efficiency of primary healthcare facilities, which are important for the early detection and rapid response to health challenges.

The DST has contributed to product development to strengthen South Africa's ability to locally manufacture active pharmaceutical ingredients and to develop the ability to locally manufacture vaccines and biologics. A uterine tamponade was introduced for the management of postpartum haemorrhage to reduce maternal deaths. The DST supported the Tshwane Khulelwe project to evaluate the clinical significance and benefit of routine screening with Umbiflow, a portable umbilical artery Doppler device developed by the South African Medical Research Council and the Council for Scientific and Industrial Research. The device aims to assist in detecting foetuses at risk of stillbirth and is more cost-effective than similar devices. The DST has contributed to the reduction of under-five mortality by providing the Extended Programme of Immunisation vaccines via Biovac in which the DST holds a 47 per cent share. The DST also supported the development of a vaccine for Group B Streptococcus (GBS), a cause of invasive neonatal diseases as well as of severe infections in the elderly and in immune-compromised patients. It has also supported the development of new prevention and treatment technologies, including for HIV, TB and malaria.

In addition, the DST:

- ✓ provides a continuous supply of the Hib vaccine;
- ✓ contributes to the development of diagnostics and treatment regimens for Ebola, and malaria;
- ✓ supports the development of diagnostics and treatment regimens for NCD, including diabetes, cancer and pneumonia;
- ✓ contributes to the development of medical devices and diagnostics;
- ✓ supports the development of health apps for the Essential Medicine List, HIV and TB treatment guidelines, Road to Health and MomConnect;
- ✓ supports the development of house designs that are environmentally friendly, fire-proof and well ventilated (in conjunction with the Swiss Embassy).

The DST also has established international linkages through its participation in the activities of the Global Programme for Infectious Diseases – Research (GloPID-R), which focuses on assistance with epidemics and outbreaks of disease.

“

The DST has contributed to product development to strengthen South Africa's ability to locally manufacture active pharmaceutical ingredients and to develop the ability to locally manufacture vaccines and biologics.”

4 QUALITY EDUCATION



Most children complete **primary school** and nearly **all adults** are literate but the educational system continues to suffer from **inequities in quality** and **access**.



Almost **95%** of the country's children participate in organised learning



Age:16-18
Grade 7
Complete Proportion:
95%



Age:19-21
Grade 9
Complete Proportion:
90%



Grade 12
Complete Proportion:
<51%

The education situation has in many respects changed dramatically - **literacy** levels among those aged between **15-64** is almost **100%**.

Opportunities and Improvements

- Offer a diverse set of **training opportunities**, especially in **STEM** subjects
- Provide **skills** for sustainable livelihoods

Challenges

- Teacher **inexperience** or **lack of subject knowledge**,
- **Distance** that teachers have to travel to get to work,
- **Distance learners** have to travel from home to school and back.

Enrolment in tertiary education



South Africa
1901/100,000

(Below the average of lower-middle-income countries)

4.4 GOAL 4: ENSURE INCLUSIVE AND EQUITABLE QUALITY EDUCATION AND PROMOTE LIFELONG LEARNING OPPORTUNITIES FOR ALL

Main Messages



Most children complete primary school and nearly all adults are literate. Learning as measured by standardized tests has improved rapidly, albeit from a low level.

The educational system continues to suffer from inequities in the quality of education, low enrolment rates in upper secondary and tertiary schooling, and limited access to training.

The current situation

Education is critical to empowering all citizens to reach their full potential, and South Africa has made considerable progress in improving its access. Virtually all adults (between the ages of 15 and 64) are literate, compared to 82 per cent in the mid-1990s. This achievement reflects high levels of educational access at the lower grades. Almost 95 per cent of the country's children participate in organized learning in the year before the official Department of Basic Education (DBE) primary school entry age. Among those aged 16 to 18, approximately 95 per cent have completed Grade 7, and just under 90 per cent of those aged 19 to 21 have completed Grade 9. By contrast, less than 51 per cent of those aged 19 to 21 have completed Grade 12, and only 27 per cent of an age cohort that begins primary school becomes qualified to study for a degree at a university. The greatest inequality is experienced by persons with disabilities, girls and young women in the education sector. Fewer girls than boys sit for Grade 12 Physical Science and Mathematics. These are issues that are still highly engendered.

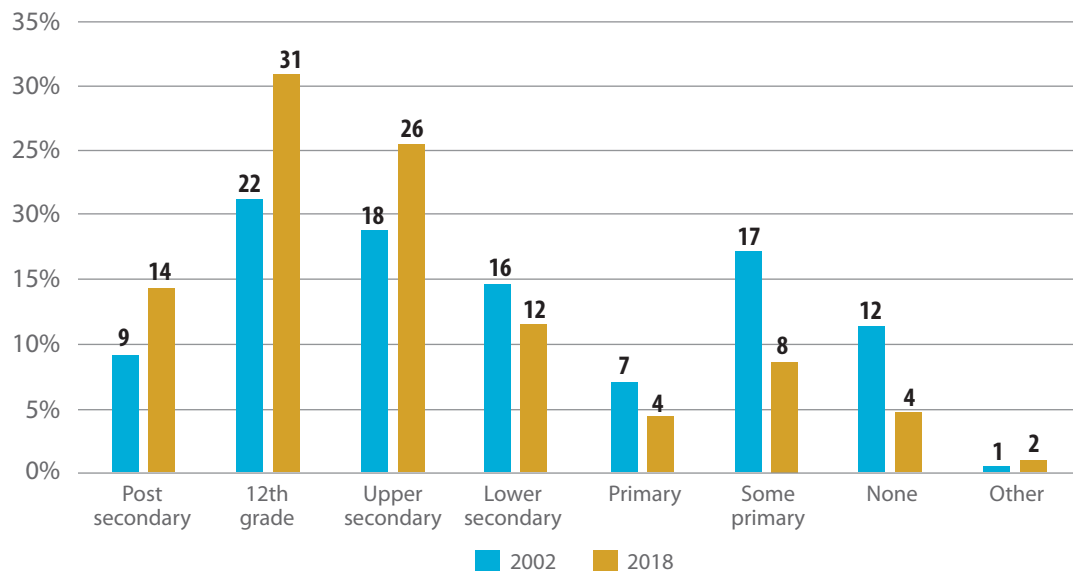
The country has become significantly more educated over the past 16 years. For instance, early childhood education (0–4 years) rose from 8 per cent in 2002 to 42 per cent in 2017 as a result of enhanced implementation of the Children's Act and the School Act. Moreover, in 2002, 22 per cent of the population 20 years or older had completed high school and 30 per cent had not completed primary school (Figure 7). By 2018, the share of high school graduates had increased to 30.9 per cent, and the share who had not graduated from primary school had fallen to 14 per cent. It is important to note that the education of girls is one of the best on the continent. For instance, females accounted for 58 per cent of the total enrolment in higher public education in 2016 in the country (Department of Women, Youth and People with Disabilities, 2019).

“

The greatest inequality is experienced by persons with disabilities, girls and young women in the education sector.”

Figure 7. Educational attainment increased sharply from 2002 to 2018.

Highest educational attainment, percentage of the population aged 20 or over



Source: Stats SA (2016b).

“
More learners
from the
lower quintile
schools are
passing the NSC
and showed
improvements
in international
assessments.”

According to the 25-year review, the democratic government also had to deal with the school infrastructure backlog. In 1994, out of the 26,734 schools, only 11,000 were reportedly in good or excellent condition. Approximately 55 per cent of learners (6.6 million) were in schools without toilet facilities. Furthermore, nationally, only 42 per cent of schools had access to electricity; 40 per cent had access to telephones and only 9 per cent (2,330 schools) had access to computers for learning and teaching. The Government has been working to deal with this backlog over the years through such instruments as the Education Infrastructure Grant (EIG).

The policy approaches and investments in basic education since the dawn of democracy had the following outcomes:

- Learner performance in Grade 12 NSC has been on an upward trajectory, rising from 58 per cent in 1994 to 78.2 per cent in 2018. The number of students passing grade 12 is on an upward trajectory, even though it has fluctuated over the years. Bachelor passes are still very low although they have been increasing over time; this increase is still insufficient to support the skills needs of the country.
- The number of learners with special needs who obtained Bachelor passes increased from 443 in 2015 to 1,669 in 2018. The number of special needs learners writing Grade 12 exams increased from 1,691 to 3,591.
- The percentage of 20 year-olds who completed Grade 12 increased from 22 per cent in 2002 to 28 per cent in 2016.
- The number of African learners who obtained at least 60 per cent in mathematics doubled between 2008 and 2018.

More learners from the lower quintile schools are passing the NSC and showed improvements in international assessments.

While access has increased, quality of education remains a challenge. The issue of drop-out from the schooling system from around the age of 15 has contributed to the high youth unemployment rate.

Some progress has been made in improving the quality of education. The allocation of funds to poor schools has increased markedly, and the physical conditions of learning have improved. For example, virtually all schools now have electricity and access to drinking water. Nevertheless, the school system confronts numerous challenges, including: lack of administrative capacity; teachers with inadequate qualifications (in 2017, 91 per cent of secondary school teachers were deemed qualified); weak infrastructure (only 59 per cent of schools meet minimum infrastructure requirements); a lack of essential materials; teacher absenteeism as high as 10 per cent on an average day; and a lack of effective resource management (Open SDG Club South Africa, 2019). Some of these problems may reflect the rapid expansion of access to education, which placed considerable stress on educational facilities and personnel.

Skill levels in upper grades are low. For example, proficiency in reading and mathematics drops precipitously between primary and lower secondary school: in 2014, 71 per cent of primary school students achieved a minimum proficiency in mathematics, but by the end of lower secondary school, only 10 per cent did (Open SDG Club South Africa, 2019). South Africa is one of the lower-performing countries in mathematics and science on the Trends in International Mathematics and Science Study (TIMSS) tests; many participating countries are high income.

However, some improvements were registered over the past several years. South Africa achieved the fastest improvement in grade 9 tests between the 2002, 2011 and 2015 surveys conducted by the Trends in International Mathematics and Science Study (TIMSS). Student scores in the country's Progress in International Reading Literacy Study (PIRLS) improved significantly between 2006 and 2016. Finally, the Southern and Eastern Africa Consortium for Monitoring Educational Quality (SEACMEQ) noted a significant improvement at the grade 6 level from 2007 to 2013 in both mathematics and reading.

Despite broadband connectivity interventions prioritizing schools and health centres, lack of Internet access in most schools is a constraint to increasing skills. Although around one third of schools have computers for pedagogical purposes, less than 19 per cent have access to the Internet for these purposes; this is considerably lower than in many of the countries that compete with South Africa.

While difficult to measure, the educational system, particularly in rural areas, continues to struggle with achieving adequate quality. Some of the major reasons are that teachers lack experience or subject knowledge and/or have to travel great distances to work, and that some students have to travel great distances from home to school and back.

Enrolment in higher education remains low. In South Africa, in 2016, 1,901 students were enrolled in tertiary education per 100,000 people, compared to 3,104 in China and 4,023 in Brazil. South Africa's enrolment rate was lower than that of the average of lower middle-income countries. However, as in many other countries, female participation in tertiary education has increased sharply mainly in soft skills areas and not in STEM fields. There are few women that are researchers in South Africa.

Most youth aged 15–24 are unable to access post-school education and training (PSET). As of 2016, 2.9 million students were enrolled in PSET institutions and 3.2 million youth were not in employment, education or training. There are also concerns regarding the efficiency and quality of parts of the PSET system. The dropout rate remains high even though attendance has

“

The issue of drop-out from the schooling system from around the age of 15 has contributed to the high youth unemployment rate.”

declined over the years. Furthermore, many of the programmes and curricula offered at South African universities and Technical and Vocational Education and Training (TVET) colleges are not adequately relevant to the needs of the economy, and in particular, the digital economy.

The policy framework

Many of the problems facing today's school system are rooted in apartheid. The Bantu Education Act of 1953 set out to ensure that whites received a better education than blacks. Black pupils received about one-fifth of the funding of their white peers. They were taught almost no maths or science. Most independent church-run schools that provided a good education in black areas were shut down.

Since 1994, the Government expanded access to schooling. However, it also replaced a school system segregated by race with one divided by wealth. Schools in poorer areas receive more state funding, but there are still around 500 mud-built schools, mainly situated in the Eastern Cape province. In contrast, schools in richer areas have access to additional resources by charging fees. In theory, these schools are required to admit pupils even if their parents cannot afford the fees; in practice, they are fortresses of privilege.

Education in South Africa is governed by the Department of Basic Education (DBE), which is responsible for primary and secondary schools, and the Department of Higher Education and Training (DHET), which is responsible for tertiary education and vocational training. The South African Schools Act (No. 84 of 1996) is aimed at ensuring that all learners have access to quality education without discrimination, and makes schooling compulsory for children aged seven to 15. This Act and the South African Council for Educators (SACE) regulate the conduct of teaching.

Education is a priority in overall policy and planning at all government levels. Key education policies are as follows:

- ✓ The NDP stresses the role of education, training and innovation at all levels in eliminating poverty and reducing inequality, and emphasizes the importance of education in establishing a unified nation (NPC, 2012). Its aims are embodied in the Medium-Term Strategic Framework (MTSF) 2014–2019.
- ✓ The Twenty Year Review (1994–2014) monitored progress in implementation of education policies (DPME, 2014).

The Action Plan to 2019: Towards the Realization of Schooling 2030 details what the DBE wants to achieve in relation to learning and enrolments across its range of activities, and how it intends to achieve this. The Action Plan is consistent with many of the SDG targets for basic education (DBE, 2015).

Improving literacy by supporting the use of African languages as a medium for learning and teaching is a DBE priority. Providing sufficient reading materials in African languages is seen as a path to improving student performance. In addition, schools are making efforts to strengthen English as a subject and as a medium of instruction in the intermediate and upper grades. The DBE has been implementing the Early Grade Reading Study (EGRS) at the provincial level since 2015, in collaboration with academic researchers. Other initiatives to improve literacy and numeracy include the partnership between the DBE and the National Education Collaboration

“
Improving
literacy by
supporting the
use of African
languages as
a medium for
learning and
teaching is a
DBE priority.”

Trust, which rolled out the Primary School Reading Improvement Programme for 11,000 Foundation Phase teachers across all provinces. The DBE also collaborates with information and communication technology (ICT) businesses such as Vodacom and Microsoft, and international organizations such as the United Nations Children's Fund (UNICEF) support professional development for educators. The DBE also works with various NGOs to improve literacy levels such as Read Foundation, Molteno, Room to Read, Zenex Foundation, Jika Imfundo and Nali Bali.

The interventions that have been identified in South Africa for a successful National Strategy for Mathematics, Science and Technology (MST) Education 2019–2030 are teacher development, review of the MST curriculum and the provision of appropriate learning support material. DBE is also working on the development of an Early Grade Mathematics Project to provide cost-effective policy and programmatic interventions to improve Foundation Phase Mathematics (DBE, 2019).

The DBE's draft Rural Education Policy proposes ways of addressing many of the challenges of resourcing, staffing and other issues that face rural schools (DBE, 2018). DBE continues to collaborate with the DST and other stakeholders on an innovation system at the national and sub-national levels in an effort to enhance access to ICT and appropriate technologies for the basic education system. One of the key partnerships is with the National Education Collaboration Trust, which demonstrates the commitment of the private and non-profit sectors in improving the quality of basic education. The DST also continues to maintain its Technology for Rural Development Programme (TECH4RED), which demonstrates and transfers innovative technology solutions to improving the quality and outcomes of the basic education system.

Democratic South Africa's tertiary sector has seen profound changes, with mergers between universities in areas of the country that were previously ethnically divided, such as homelands and other areas in what was designated South Africa, as well as between universities and former technikons. While one aim of the mergers was to harmonize standards and quality, campuses located in previous homeland areas, in many instances, continue to struggle to compete for students with strong academic backgrounds and for staff.

Resources available for training have expanded significantly (Box 4). Towards 2030, key priority interventions for the Post-School Education and Training (PSET) system include:

- provision of a diverse set of training opportunities, especially in STEM subjects;
- skills development for sustainable livelihoods;
- entrepreneurial skills development;
- annual monitoring and reporting on the performance of the PSET system by providing reliable data for planning and monitoring through quality management information systems.

“Democratic South Africa's tertiary sector has seen profound changes, with mergers between universities in areas of the country that were previously ethnically divided”

BOX 4

Progress in training

The Government has increased the level of resources devoted to training:

- ✓ Technical and Vocational Education and Training (TVET) colleges were expanded in order to ensure that young people have vocational skills that will help them find work easily.
- ✓ The Artisan Development Programme was expanded to produce more artisans such as plumbers, welders and electronics specialists.
- ✓ Access was expanded to workplace-based learning programmes such as Learnerships, Apprenticeships and Internships through the Sector Education and Training Authorities.
- ✓ The Department of Higher Education identified 13 priority trades that are required for all government infrastructure projects: bricklayer, electrician, millwright, boilermaker and automotive mechanic, among others. In order to assist in enhancing the capacity of 26 targeted TVET colleges across the country, the Department has entered into service-level agreements with a number of major industry partners and associations specializing in these trades, including the Steel and Engineering Industries Federation of Southern Africa, Retail Motor Industries, the Institute of Plumbers of South Africa and the South African Institute of Welding. The targeted TVET colleges are expected to play a major role in this process, focusing on the development of artisans required for large-scale projects such as strategic integrated projects, Operation Phakisa, War on Leaks and other strategic interventions aimed at increasing economic activity.
- ✓ Efforts were made to ensure that the training system is responsive to the needs of the labour market. The Department of Higher Education initiated a major project on Labour Market Intelligence to provide information on employment and growth trends of industry sectors, and on imbalances between skills supply and demand. It also forecasts the skills that are needed in the future. In addition, there are enrolment planning systems that direct funding towards occupations that are in demand.
- ✓ A website has been developed for Career Development and all the occupations that are in demand – www.careerhelp.gov.za



Progress has been made in reducing early and forced marriages, and human trafficking but the legislative and policy framework need to be corrected to achieve **full equality** for women.

Challenges

- While women make up **51%** of South Africa's population, they fill just **44%** of skilled posts.
- Failure to explicitly criminalise marital rape or rape without proof of forced physical penetration.



50% of Ministers
are women

The Constitution of the Republic of South Africa provided the basis for addressing various **discriminatory practices**, which includes discrimination against **women** and **girls**.

Opportunities and Improvements

The NDP recommends that (Department of Women, 2015):



Specific focus should be placed on **unemployed women** in relation to public employment



All sectors of society should support the promotion of **women leadership**



Measures should be put in place to provide women access to **basic services**



Women should feel protected by law, having **no fear of crime**

4.5

GOAL 5: ACHIEVE GENDER EQUALITY AND EMPOWER ALL WOMEN AND GIRLS

Main Messages



South Africa is one of the few countries shaping global performance on women's participation in public positions, including Parliament and Cabinet.

Several defects of the legislative and policy frameworks need to be corrected to achieve full equality for women.

The current situation

South Africa remains one of the trailblazers and pacesetters on women in political participation and in public offices globally. Over the past 25 years, the role of women in political leadership positions has increased. The share of seats in Parliament held by women rose from 25 per cent in 1996 to 47.1 per cent in 2019, which places South Africa eighth highest in the Inter-Parliamentary Union's rankings for women's representation in lower houses or National Assembly (Rama and Morna, 2019). The share of women serving in provincial legislatures has also increased, from 33 per cent in 2014 to 46 per cent in 2019.

Box 5

Success story on women's empowerment

For the first time in South African history, the new Government has appointed the same number of women as men to Cabinet Ministerial positions; South Africa is one of the few countries in the world to achieve this. Key positions in the Executive are held by women, including Ministers for the Department of International Relations and Cooperation, State Security and the Department of Environmental Affairs.

Women's leadership in local government has also improved substantially over the past 25 years. Their representation rose from 19 per cent in 1995 to 41 per cent in 2016. Between 2010 and 2016, South Africa was one of three countries¹³ (following Lesotho and Namibia), which led in women's leadership in local government in SADC (Department of Women, Youth and People with Disabilities, 2019). The 25 review shows that, in 1994, women constituted only 5 per cent of public servants, yet in 2018, they outnumbered men in the sector. In addition, in 2018, women made up 41 per cent of Senior Management Services (SMS) positions in the public service. In the private sector, women are gradually increasing in representation as CEOs and directors on boards and in corporate structures. There has been an increase in the percentage of women judges over the 25 years since democracy, from one women judge (white) in 1994 to 35.5 per cent in 2018. In 2018, approximately 44 per cent of magistrates were women.

“

For the first time in South African history, the new Government has appointed the same number of women as men to Cabinet Ministerial positions.”

¹³ South Africa comes after Lesotho and Namibia.

“
Discrimination
against women
and girls is
prohibited
under the
Constitution,
which
established, for
the first time
in the country,
that women
are legally
regarded as
equal citizens in
all respects.”

Some progress has been made in reducing the incidence of human trafficking, which decreased from 0.04 per 100,000 persons in 2013/14 to 0.02 per 100,000 persons in 2015/16.¹⁴ The prevalence of marriage of girls under 15 decreased significantly between 2010 and 2014, with only seven recorded early marriages in 2014. This may indicate that the legislative frameworks that have been put in place, such as the Recognition of Customary Marriages Act, deter early marriage.

Despite laws prohibiting discrimination and government efforts, women continue to have unequal access to incomes and empowerment. Progress has been made, however, in reducing early and forced marriages, and human trafficking. For instance, women have suffered discrimination in economic opportunities for many years. Women's historical marginalization has left its mark on South Africa, just as it has in the significant majority of countries around the world. While women make up 51 per cent of South Africa's population, they fill just 44 per cent of skilled posts, according to labour data released in 2017 by Stats SA. According to the 2017 Pulse of the People report, women on average earn 27 per cent less than men.

The prevalence of GBV, which includes harmful cultural practices, remains high. For instance, the South African 2016 Demographic and Health Survey found that one in five women over 18 has experienced physical violence.¹⁵ Findings from the 2018 Victims of Crimes survey estimated that 138 per 100,000 had been raped.¹⁶ However, evidence from the Department of Women, Youth and People with Disabilities (2019) shows that reported rape in 2018 was below that between 2008 and 2016. The rising trend of legal aid could have contributed to the decline.

There are other areas of pronounced inequality or discrimination, for instance, individual land ownership; i.e. 34 per cent of individual land ownership and 13 per cent of total ha of farmland. Up to twenty per cent of women are employed in construction, mining and transport, and over 60 per cent in services and private households (Department of Women, 2019).

The policy framework

Discrimination against women and girls is prohibited under the Constitution, which established, for the first time in the country, that women are legally regarded as equal citizens in all respects (Hames, 2006). The Constitution provides for the establishment of 'gender machinery', which consists of a number of Chapter 9 institutions. One of the institutions is the Commission for Gender Equality (CGE), which has the responsibility to ensure that the provisions pertaining to gender equality in the Constitution are upheld.

Addressing gender inequality has been an important goal of the Government since the end of apartheid. For instance, the Commission for Gender Equality Act 39 of 1996 was established to address this challenge. South Africa is a signatory to regional and international conventions that deal with gender issues¹⁷ (Mpani and Nsibandé, 2015), and the legislative and policy framework is aligned with these agreements.

¹⁴ This data only partially reflect progress in achieving Target 5.3, since they only include human trafficking for sexual purposes.

¹⁵ Stats South Africa (2016c), South Africa Demographic and Health Survey 2016.

¹⁶ Stats South Africa (2018b), Crimes Against Women in South Africa, 2018 Report. For more information on violent crimes, see OSCSA (2019).

¹⁷ These include: the Convention on the Elimination of all forms of Discrimination against Women (CEDAW), the Declaration on the Elimination of Violence against Women, the Discrimination (Employment and Occupation) Convention, the Equal Remuneration Convention, the Protocol to the African Charter on Human and People's Rights on the Rights of Women in Africa (commonly referred to as the Maputo Protocol), the Solemn Declaration on Gender Equality in Africa, and the Southern African Development Community (SADC) Protocol on Gender and Development.

The Domestic Violence Act (DVA) No. 116 of 1998 and the Criminal Law (Sexual Offences and Related Matters Act [SOA] No. 32 of 2007) provide an extensive definition of both physical and sexual violence, and offer broad coverage and harsh penalties for those involved. The SOA was supported by the development of the National Policy Framework on the Management of Sexual Offences Matters in 2013. Violence against women and children has also been targeted through various campaigns, which aim to educate, raise awareness and emphasize the importance of every member of society's role in the eradication of violence against women. Examples include the 16 Days of Activism Against Gender Violence Campaign, 365 Days of Action to End Violence Against Women and Children, the 365 Day National Action Plan, Orange Day and Women's Day.

South Africa has also passed laws prohibiting discrimination, including the Promotion of Equality and Prevention of Unfair Discrimination Act (PEPUDA) 4 of 2000, the Employment Equity Act (EEA) 55 of 1998, the Labour Relations Act (LRA) 66 of 1995, and the Basic Conditions of Employment Act 75 of 1997. Discrimination has also been rooted out through the development of other Acts that are addressed in the other targets.

“
Violence
against
women and
children has
also been
targeted
through
various
campaigns.”

Table 3. Challenge areas, gaps and weaknesses in efforts to prevent gender-based violence

Challenge area	Gaps and weaknesses
South African Police Service (SAPS)	
Policy and guidelines	<ul style="list-style-type: none"> ✓ Unavailability of 'station orders' as mandated by the Sexual Offences and Related Matters Act (SOA), which explains how the police should handle certain categories of crime as outlined in the Domestic Violence Act (DVA) (Vetten, 2010). ✓ Inadequate reporting of domestic violence incidents (Vetten et al., 2009; Department of the Civilian Secretariat for Police, 2016) and maintenance of the Domestic Violence Register (Vetten et al., 2009; Department of the Civilian Secretariat for Police, 2016). ✓ Lack of or few functional victim-friendly rooms (VFRs), as mandated by the Victim Empowerment National Instruction.
Training	<ul style="list-style-type: none"> ✓ Poor officer communication. ✓ Highly inconsistent responses to reported rape cases (Artz and Smythe, 2007). ✓ Poor quality investigations due to lack of availability of investigating officers, high caseloads and inadequate qualifications (Artz and Smythe, 2007). ✓ Premature closing of cases due to insufficient contact information for the complainant (ibid.). ✓ Infrequent crime scene investigation (ibid.; Sigsworth et al., 2008). ✓ Long delays between the reporting of rape and the time of arrest (Artz, Smythe and Leggett, 2004). ✓ Failure to provide victims with a copy of their statements and to adequately document their contact information for follow-ups (Artz, Smythe and Leggett, 2004; Vetten et al., 2008; Sigsworth et al., 2009). ✓ Inappropriate collection and management of forensic evidence (Vetten et al., 2008; Sigsworth et al., 2009).

Challenge area	Gaps and weaknesses
Resources	<ul style="list-style-type: none"> ✓ Failure to ensure protection orders are instated due to the lack of human or financial resources to follow up on applications (Vetten, 2010). ✓ Inadequate reporting and statement-taking due to understaffed and under-resourced police stations (Artz, Smythe and Leggett, 2004).
Accountability and coordination	<ul style="list-style-type: none"> ✓ Lack of coordination between investigating officers and prosecutors with respect to the collection and provision of sufficient evidence, which leads to case delays (Artz, Smythe and Leggett, 2004; Vetten et al., 2008). ✓ Insufficient monitoring of training quality and alignment of training standards with the required experience needed when dealing with the implementation of the SOA and DVA (Combrink and Wakefield, 2009). ✓ Failure to submit six-monthly reports to Parliament, as required by the DVA, on complaints and disciplinary actions against police officers, as well as the police's response to recommendations made by the Independent Complaints Directorate (Vetten, 2010).
Department of Health (DOH)	
Policy and guidelines	<ul style="list-style-type: none"> ✓ Failure to establish guidelines for physical, psychological and emotional violence, and to include them in the DOH's mandate; currently, only sexual violence forms part of its mandate (Stop Gender Violence Campaign, 2017).
Training	<ul style="list-style-type: none"> ✓ Lack of trained staff, especially forensic nurses, to conduct timely forensic exams (Stop Gender Violence Campaign, 2017) ✓ Poor quality forensic exams and lack of sensitivity and information sharing (ibid.). ✓ Lack of empathy and sensitivity training of nurses, which may lead to secondary traumatization (Coovadia et al., 2009) ✓ Overemphasis on post-exposure prophylaxis (PEP) rather than on the full range of services needed by survivors, such as emotional and psychological support (Rohrs, 2011) ✓ Poorly administered PEP and failure to provide victims with sufficient information on it (ibid.). ✓ Refusal to treat victims prior to a criminal case being filed due to misunderstanding of guidelines (ibid.).
National Prosecuting Agency (NPA)/Department of Justice and Correctional Supervision	
Training	<ul style="list-style-type: none"> ✓ Insufficient assessment of the sensitivity training of prosecutors and magistrates who deal with victims of sexual assault to avoid secondary victimization (Townsend, Waterhouse, and Nomdo, 2014).
Resources	<ul style="list-style-type: none"> ✓ Perverse incentives to withdraw cases due to high caseloads faced by overworked and under-resourced prosecutors (ibid.). ✓ Insufficient financial resources for Sexual Offences Courts (SOCs) (Stop Gender Violence Campaign, 2017).
Accountability and coordination	<ul style="list-style-type: none"> ✓ Frequent case postponements which led to the likelihood of cases being dropped by victims, as well as an interruption in recovery processes due to having to relive cases (Townsend, Waterhouse, and Nomdo, 2014). ✓ Low conviction rates (Vetten et al., 2008; Jewkes et al., 2009; Townsend, Waterhouse, and Nomdo, 2014).

Department of Social Development (DSD)

Policy and guidelines	<ul style="list-style-type: none"> ✓ Failure to provide adequate shelter for victims of violence (Stop Gender Violence Campaign, 2017). ✓ Redundant overlaps between the National Register for Sex Offenders (NRSO) and the National Child Protection Register, which cause unnecessary administrative burdens (Mollema, 2015).
Resources	<ul style="list-style-type: none"> ✓ Insufficient resources and budgetary constraints, which hamper the provision of adequate shelter for women and children (Bhana, Lopes and Massawe, 2013). ✓ Failure to appropriately implement the Victim Empowerment Programme (VEP) due to an inadequate allocation of resources needed for staffing and awareness creation (Simpala, 2012; Thorpe, 2014). ✓ Inadequate number of social workers employed due to insufficient financial resources, leading to an overburdening of current employees (Stop Gender Violence Campaign, 2017).

Department of Basic Education (DBE)

Policy and guidelines	<ul style="list-style-type: none"> ✓ Prevalence of violence, physical and sexual abuse, and gang-related activities despite the existence of policies and codes of conduct in schools, as provided for by the South African Schools Act 84 of 1996 (Mncube and Harber, 2013). ✓ Failure to integrate the curriculum with lesson plans on gender-based violence (GBV) and on other violence prevention (Stop Gender Violence Campaign, 2017). ✓ Failure to address the prevalence of corporal punishment, despite being prohibited by the South African Schools Act (Mncube and Harber, 2013). ✓ Failure to regulate cyber-bullying by law, therefore limiting victims' recourse (Moodley, 2012).
Resources	<ul style="list-style-type: none"> ✓ Insufficient resources to effectively implement the Integrated School Health Policy (ISHP), which aims to tackle the low service provision, sub-optimal nurse-to-school ratios and the lack of referral services (Shung-King, 2013).
Accountability and coordination	<ul style="list-style-type: none"> ✓ High frequency of sexual relationships between students and educators despite prohibition by the Employment of Educators Act 76 of 1998 (Stop Gender Violence Campaign, 2017).

Department of Correctional Services (DCS)

Policy and guidelines	<ul style="list-style-type: none"> ✓ Failure to establish an official comprehensive policy on the prevention of GBV in prisons and for the care of victims (Stop Gender Violence Campaign, 2017).
Training	<ul style="list-style-type: none"> ✓ Inadequate training on sexual violence of medical staff in prisons (ibid.).
Resources	<ul style="list-style-type: none"> ✓ Insufficient ratio of officials-to-inmates, leading to inadequate supervision of inmates, a key factor in the prevalence of sexual violence (Muntingh and Satardien, 2011).
Accountability and coordination	<ul style="list-style-type: none"> ✓ An ineffective internal complaints mechanism within the Department of Correctional Services, especially in relation to sexual violence (ibid.).

Department of Traditional Affairs (DTA)

Policy and guidelines	<ul style="list-style-type: none"> ✓ Failure to provide a sufficient definition of female genital mutilation (FGM) in the Children's Act and Promotion of Equality and Prevention of Unfair Discrimination Act (Stop Gender Violence Campaign, 2017).
-----------------------	--

Source: Adapted from the National Strategic Plan on Gender-based Violence Shadow Framework, Stop Gender Violence Campaign (2017).

Some shortcomings remain in the legal framework:

- a lack of legislation dictating a quota for women's representation in national parliament and political party candidate lists;
- failure to explicitly criminalize marital rape or rape without proof of forced physical penetration;
- a lack of legislation mandating equal remuneration for work of equal value;
- exceptions for marriage under the age of 18.

South Africa's main policy frameworks, the NDP Vision 2030, address the challenges that South African women face by prioritizing a number of subsidiary issues that affect them, such as poverty and unemployment. The NDP reinforces the notion that women's empowerment and participation in the economy are critical for the economic transformation of the country. Furthermore, the NDP recommends that:

- specific focus be placed on unemployed women with respect to public employment;
- all sectors of society support the promotion of women's leadership;
- measures be put in place to provide women access to basic services as well as antiretroviral treatment and routine micro-biocides;
- women should feel protected by the law, without fear of crime (Department of Women, 2015):

The South African Integrated Programme of Action (POA): Addressing violence against women and children (2013–2018) has served as the Government's action plan for addressing GBV. South Africa is also developing the Draft Prohibition of Forced Marriages and Child Marriages Bill, which will provide even greater protection from these harmful practices.

In 2017, the Stop Gender Violence Campaign developed a report based on a vast amount of research from NGOs and the Government, as well as inputs from provincial and consultative meetings on the nature of GBV (Stop Gender Violence Campaign, 2017). The authors identified a number of gaps and weaknesses in the institutions that are responsible for ensuring the effective implementation of policies to control GBV (Table 3).

In 2018, following the total shut down march to the Union Buildings of women victims of GBV, the President committed to and hosted a National Presidential Summit on GBV and Femicide in November 2018. A declaration from the summit has been signed and launched by the President with key relevant NGOs in March 2019. Subsequently an Interim Steering Committee, led by the Presidency and in partnership with NGOs, is currently embarking upon establishing a multi-sectoral stakeholder council to address the issue of GBV and femicide, the development of a national strategic plan to eradicate GBV and femicide as well as reviewing the Government National POA on Addressing Violence against Women and Children (2013–2018).

In addition the Department of Women since 2017 has been embarking on a series of national dialogues throughout the length and breadth of the country raising awareness and involving community participation in addressing the issue of GBV. This process has also included men and boys in the community, religious and traditional leadership, sportsmen and other high-profile male figures in the community.

Various programmes have been introduced to increase the participation of women in science, technology and innovation. These include scholarships, internships, technology skills development and targeted technology support platforms, led by both the Government and the non-state sector partners.

Interventions that are required urgently to achieve gender equality and women's empowerment by 2030 include increased resources, improved training, strengthened policy implementation, and increased monitoring and evaluation. One example is the need for more effective means of monitoring progress towards ending discrimination.

6

CLEAN WATER AND SANITATION



South Africa has achieved significant improvements in **access to safe water** and **sanitation services** but the **quality of freshwater** sources is declining at an alarming rate.



52% of wastewater going through waste water treatment works was **safely treated** and **lawfully discharged** into the water resource.



The share of the population practicing **open defecation** fell from **12.6%** in 2000 to **2%** in 2017.

Opportunities and Improvements



According to the SDGs Baseline report 2016, **98.5%** of urban dwellers and a much lesser number of **75.4%** of rural dwellers have access to safe drinking water

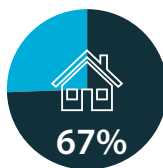


Strategic Water Source Areas (SWSA) to be protected to prevent excessive extraction and pollution. The SWSA can be described as the country's **most important water source**.

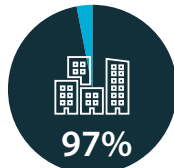


Before 2030, **all** South Africans to have affordable and reliable access to **safe water** and **sanitation**.

Population Received Safe Water Services 2017



Rural



Urban

Challenges



40% of water bodies in South Africa has poor water quality resulting from **pollution** and the **destruction of river catchments**

There is a funding shortfall of **37%** in the estimated investment requirement over 10 years



4.6

GOAL 6: ENSURE AVAILABILITY AND SUSTAINABLE MANAGEMENT OF WATER AND SANITATION FOR ALL

Main Messages



South Africa has achieved significant improvements in access to safe water and sanitation services. However, some areas, particularly informal settlements, remain underserved.

Sustainability of water resources is threatened by poor management, which has led to excessive water losses and insufficient resources.

The current situation

Ensuring equal access to basic services is fundamental to inclusive and socio-economic development. The share of the population with safely managed drinking water rose from 60 per cent in 1996 to 75 per cent in 2016 (Figure 8). However, 84 per cent of urban dwellers had access compared to only 60 per cent of rural residents. Mothetha, Nkuna and Memaet (2013) suggest that these disparities exist because rural municipalities often lack the capacity and skills required to support water services provision.

The share of the population with access to at least basic sanitation services increased from 59 per cent in 2000 to 83 per cent in 2017. This improvement, among other aspects of social wages, contributed to the progress recorded in the South African Multidimensional Poverty Index, which consistently reduced, from 17.9 per cent in 2001 to 7.0 per cent in 2016 (Stats SA, 2017e). Progress in improving sanitation is hampered by a lack of infrastructure, particularly in rural areas. Poor operation and maintenance of both water and sanitation infrastructure, combined with the use of infrastructure beyond the design capacity, is eroding reliability and sustainability of supply.

The share of the population practising open defecation fell from 12.6 per cent in 2000 to 2 per cent in 2017. The reduction was driven by the decline in rural areas from 25.5 per cent in 2000 to 4 per cent in 2017, while the share in urban areas remained low over the period.

The availability of renewable internal freshwater sources fell from 971 m³ per capita in 2002 to 821 m³ per capita in 2014.¹⁸ Moreover, the quality of freshwater sources is declining at an alarming rate for a country that is heavily reliant on surface water for social and economic

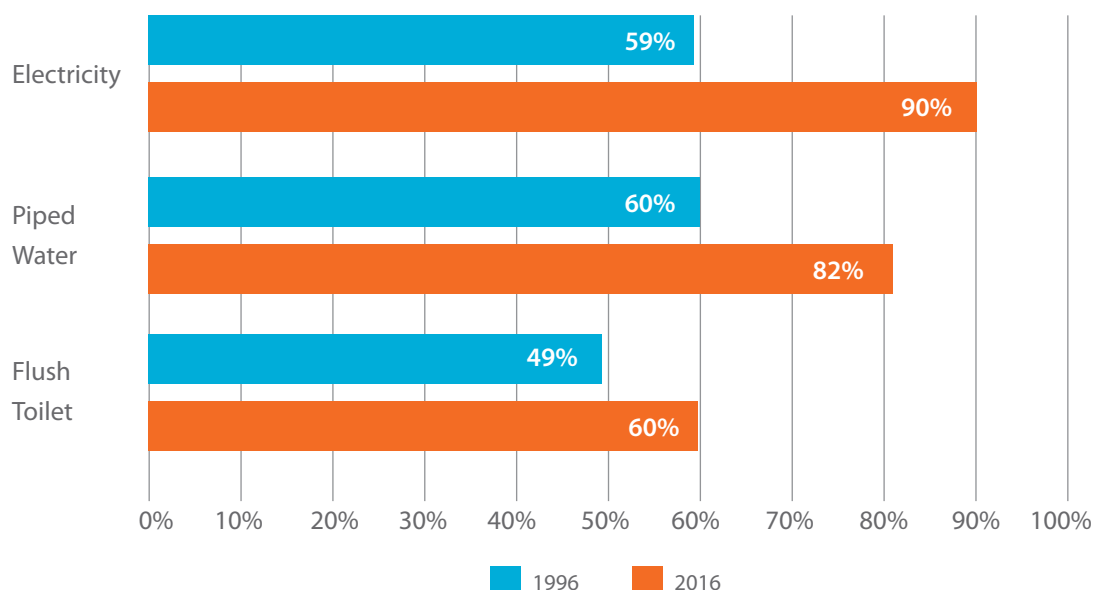
“

The share of the population with safely managed drinking water rose from 60 per cent in 1996 to 75 per cent in 2016.”

¹⁸ The source is the World Bank World Development Indicators database, accessed on 29 June 2019.

Figure 8. Access to critical public services improved dramatically.

Percentage of population's access to public services, 1996–2016



Note: Data for electricity are 2017 rather than 2016.

Source: Stats SA (2017c).

“There is a lack of consistency across data programmes, platforms and collection approaches indicating that overall water quality measurements are not reliable.”

development. In 2016, approximately 40 per cent of water bodies in South Africa had poor water quality resulting from pollution and the destruction of river catchments. There is a lack of consistency across data programmes, platforms and collection approaches indicating that overall water quality measurements are not reliable. Although some groundwater data are available for baseline reporting, there is no readily available method for measuring the indicator for groundwater quality.

In 2017, 52 per cent of wastewater going through wastewater treatment works was safely treated and lawfully discharged into the water resource. Other sectors that discharge wastewater, such as mines, are not included.

South Africa's water stress level is 41 per cent, which is extremely high for a semi-arid country that is highly dependent on freshwater sources.¹⁹ Water stress leads to a deterioration of freshwater resources in terms of quantity, such as depletion of aquifers from overuse, drying up of rivers and streams, and quality, such as nutrient enrichment, saline intrusion, pesticides and organic matter pollution) (European Environment Agency, 2019).

Service providers fail to capture incomes from 41 per cent of the water they provide, owing to high levels of leakage from poor maintenance. Revenue management is also poor, so that a large share of income, and thus the resources to maintain and improve water services, is lost.

The low share of land area covered by estuaries (0.23 per cent of land area) and wetlands (2.1 per cent) reflects poor protection of these resources and severe pressures from intensive agriculture, mining and urban sprawl (Department of Water Affairs and Sanitation, 2017: 26). Rivers are excluded from this analysis because South Africa does not have rivers that notably change in

¹⁹ 'Water stress' refers to the ability, or lack thereof, to meet human and ecological demand for water. Water stress considers several physical aspects related to water resources, including scarcity, quality, accessibility and environmental flows (see <https://pacinst.org/water-definitions>). The United Nations states that water stress starts when the water available in a country drops below 4,600 litres per day per person for all uses (www.unwater.org/water-facts/scarcity).

their extent. However, rivers are a key ecosystem type, and an indicator measuring trends in river ecosystem integrity should be developed.

The policy framework

According to the Constitution, it is the National Government's duty in cooperation with the other spheres of government to ensure that the limited water resources are used to improve the quality of life for the people of South Africa. The Bill of Rights further provides for the right of every citizen to a healthy life, access to food and water, and a protected environment.

The NDP recognizes that water and sanitation services are cross-cutting issues, where adequate provision of services is essential to address poverty, unemployment, inequality and economic growth. Thus, water management must be taken into account in planning for all 28 government departments.

The alignment by the NDP to SDG 6 is reflected through the 2030 NDP's objectives:

- ✓ All main urban and industrial centres will have a reliable water supply that meets their needs while increasing efficient agricultural water use will support productive rural communities.
- ✓ Strategic Water Source Areas (SWSAs), which supply the highest volume of water, will be protected to prevent excessive extraction and pollution.
- ✓ South Africa will fulfil its obligations concerning rivers shared with other countries.
- ✓ By 2030, all South Africans will have affordable and reliable access to safe water and sanitation.
- ✓ The efficiency of water use will increase across all sectors by 2030.

The National Water Policy (NWP), which sets out integrated policy positions for the protection, use, development, conservation, management and control of South Africa's water resources, forms the basis of the legislative framework for water (Karodia and Weston, 2001). The Water Services Act, 1997 (Act No. 108 of 1997), which provides a legal framework for the provision of potable (drinking) water and sanitation services, safeguards the right of access to sufficient water for basic water and sanitation, together with an environment that is not harmful to human health or well-being. The National Water Act (Act No. 36 of 1998) provides a legal framework for sustainable water resource management.

The National Water Resources Strategy (NWRS) is the legal instrument for implementing the provisions of the National Water Act and provides strategic guidance to the broader water sector on the range of activities required over a five-year period in order to realize identified water resource management goals.

The 2003 Strategic Framework on Water Services (SFWS) that expands on the Water Services Act (WSA), provides a comprehensive summary of policy with respect to the water service sector in South Africa, and sets out a strategic framework for its implementation.

Aligned to the WSA and the SFWS, the National Sanitation Policy 2016 provides policy positions to address the identified policy gaps and challenges, as well as the country's new national and international development imperatives regarding sanitation (Box 6 outlines some innovative approaches).

Box 6

Innovative approaches to improving sanitation services

The Department of Science and Technology (DST), in collaboration with the Bill and Melinda Gates Foundation, invested in a programme to pilot innovative sanitation technologies. This programme has enabled access to decent and appropriate sanitation services to previously underserved rural communities. It is also contributing to technology localization and unlocking industrialization opportunities for South Africa. Furthermore, an innovative, water-efficient sanitation technology solution from the University of Loughborough in the United Kingdom is being applied to South Africa. The South African team spearheaded by the DST has tested a local prototype, which once optimized may be mass produced.

The industry and Environment Directorate within the DST supports the Wastewater Bioremediation Consortium. The Consortium undertakes Reference Daily Intake (RDI) activities targeted at demonstrating and upscaling the artificially constructed wetlands bioremediation technology. Bioremediation technologies for the treatment of contaminated wastewater streams are a potential alternative for both domestic and industrial sectors at a time when energy costs are increasing and diverse environmental effects from the use of conventional chemical technologies are becoming more apparent.

“
The
Government
is creating a
new indicator
to measure
the impact of
community
participation,
which may be
of use to other
countries”

South Africa earned a score of 70 per cent (according to a scoring system provided by the United Nations) on setting the prerequisites for integrated water resource planning, including defining policy, establishing relevant institutions and developing instruments. However, greater efforts are still needed to ensure that policies, strategies and plans are implemented on the ground, with a view to also supporting a protocol of shared water sources in SADC. South Africa signed four bilateral commissions, with Lesotho, Botswana, Namibia, Swaziland and Zimbabwe, to strengthen Integrated Water Resource Management, technology transfer, and access to clean water.

Legislated planning tools, such as Integrated Development Plans (IDPs) and Water Services Development Plans (WSDPs), are in place to support the participation of local communities in water and sanitation planning. The Government is creating a new indicator to measure the impact of community participation, which may be of use to other countries.

The SDG Programme has also been highlighted as one of the key drivers of the National Water and Sanitation Master Plan (NW&SMP), which is essential to addressing South Africa's water and sanitation challenges.

Water supply needs to be increased by optimizing the water mix to include desalinated water and treated acid mine drainage (AMD). The adoption of new technologies to help support water use efficiency will be instrumental in reducing demand for water.

Key challenges to achieving SDG 6 are described below.

- ✓ **Water resource management:** South Africa has limited water resources and is under severe water stress. Without efforts in increasing water resources and reducing water stress, by 2030 South Africa will have a 17 per cent water deficit between supply and demand. The ongoing

drought may indicate that this estimate is too low. All water use sectors experience excessive water losses. In the agricultural sector, which accounts for 61 per cent of water use, 27 per cent of water used is lost. Efforts to conserve water are limited, and water demand management is poor. Limited prioritization of water conservation and water demand management contributes to the excessive water losses in the municipal sector. Limited monitoring points and a decline in monitoring infrastructure are affecting the country's ability to evaluate the health of freshwater ecosystems. Similarly, insufficient flow measurement at critical control points of irrigation schemes makes it difficult to improve water use efficiency.

- ✓ **Service delivery gaps:** The unplanned, often complex spatial layout of households in informal settlements, combined with the lack of connections to the sewerage system, present significant challenges when installing water services infrastructure (Ensor, 2016). As a result, there may be a ceiling on the kind of water services that can be provided in informal settlements. It is impossible to provide basic sanitation services to some areas due to challenging topography and terrain. Social protests, characterized by violence and vandalism to water service infrastructure, also affect the delivery of water services.
- ✓ **Poor asset/revenue management:** Inadequate asset management threatens the sustainability of services. The delivery of water as a product to the consumer must generate income in order to maintain sustainability. Good delivery of services encourages consumers to pay for them, promoting even better infrastructure and services; in contrast, poor delivery of services discourages payment for them, with the consequences of further infrastructure degradation. Thus, improving infrastructure and strengthening revenue management go 'hand in hand'. Every Water Service Authority is legally required to implement a five-year Infrastructure Asset Management Plan (IAMP) and a five-year Revenue Management Plan (RMP).
- ✓ **Water conservation and demand management:** South Africa's domestic water consumption is high, at 235 litres per capita compared with the world average of 173 litres per capita. Consumers' mind-sets and habits must be changed to reduce water usage and to use water more efficiently.
- ✓ **Funding requirements:** The estimated investment requirement over the next ten years is ZAR899 billion: new infrastructure, ZAR381 billion; upgrades, ZAR133 billion; and rehabilitation, ZAR385 billion. There is a funding shortfall of 37 per cent that must be addressed, in part through a radical revision of water and sanitation tariffs.

In addition to driving the funding needs of the National Water and Sanitation Master Plan (NW&SMP), the funding needs will be captured within the national grants to enhance delivery of water and sanitation services, including:

- ✓ The Municipal Infrastructure Grant (MIG)
- ✓ The Regional Bulk Infrastructure Grant (RBIG)
- ✓ The Water Services Infrastructure Grant (WSIG).

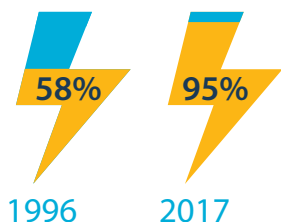
“
Good delivery
of services
encourages
consumers to
pay for them,
promoting
even better
infrastructure
and services”

7 AFFORDABLE AND CLEAN ENERGY



While South Africa remains heavily dependent on **coal** for energy, the use of **renewable energy sources** has increased significantly along with **access to electricity**.

The Population with Access to Electricity



Challenges



Affordability remains a concern especially considering that not every poor household can access energy subsidies.



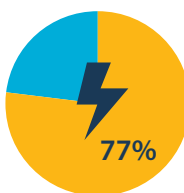
The barriers of renewable energy include **lack of capacity, marginalization, corruption, poverty, and environmental degradation, and the high cost.**

Opportunities and Improvements



The growth in renewable energy can be attributed to **government policy** commitments to expand its share in the country's energy mix.

About **95%** of the population had access to electricity in 2017




77% of South Africa's electricity is supplied by coal.

4.7

GOAL 7: ENSURE ACCESS TO AFFORDABLE, RELIABLE, SUSTAINABLE AND MODERN ENERGY FOR ALL

Main Messages



Access to electricity has increased sharply since the apartheid era, but substantial challenges remain in connecting underserved areas and ensuring affordability for poor consumers.

While South Africa remains heavily dependent on coal for energy, the use of renewable energy sources has increased significantly. The Government is exploring multiple avenues for reducing carbon emissions in the energy sector.

The current situation

In 2017, 95.27 per cent of the population had access to electricity, up from 58 per cent in 1996 (Figure 8). Access is moderately lower in rural areas, where 80 per cent of the population had electricity (African News Agency, 2018). Government support for renewable energy sources increased the share of renewable energy in final energy consumption from 14.6 per cent in 2013 to 26.2 per cent in 2015. Large-scale renewable energy projects contributed an additional 3.9 GW to the country's generation capacity during the 2012–2018 period. The 27 Power Purchase Agreement (PPA) projects signed in November 2018 are expected to add 2.3 GW more renewable energy generation capacity. Nevertheless, 77 per cent of South Africa's electricity is supplied by coal.

The policy framework

South Africa has various policies that have been developed in support of energy access, as shown below.

Overarching national policies and strategic documents

- ✓ National Development Plan (NDP), Vision 2030 (2012)
- ✓ Draft Integrated Resource Plan (IRP) (2019)
- ✓ Medium-Term Strategic Framework (MTSF): 2014–2019 (2014).

“
In 2017, 95.27 per cent of the population had access to electricity, up from 58 per cent in 1996.”

Cross-cutting energy sector-specific policies and strategic documents

- ✓ White Paper on Energy Policy (1998)
- ✓ White Paper on Renewable Energy (2003)
- ✓ National Integrated Energy Plan (IEP) (2016)
- ✓ Integrated Resource Plan (IRP) (2010).

Energy sector theme-specific energy policies and strategic documents

- ✓ **Supports access to clean and renewable energy**
 - Universal Access Plan (2005)
 - New Household Electrification Strategy (2013)
 - Draft Electrification Master Plan
 - Electrification Bulk Infrastructure Policy Guidelines (2015)
 - Non-Grid Electrification Policy Guidelines (2012)
 - Schools and Clinics Electrification Policy Guidelines (2010)
 - Policy Guidelines for the Electrification of Unproclaimed Areas (2011)
 - Policy Guidelines for the Electrification of Farm-Dweller Houses (2010).
- ✓ **Supports both renewable and energy efficiency**
 - Local Government Energy Efficiency and Renewable Energy Strategy
 - National Energy Efficiency Strategy (NEES) (2005)
 - National Energy Efficiency Action Plan (2013)
 - Draft Post-2015 NEES (2016).
- ✓ **Supports renewable energy**
 - Draft Consultation Paper: Rules for Registration of Small-Scale Embedded Generation (2018).
- ✓ **Supports energy efficiency**
 - Policy to Support the Energy Efficiency and Demand-Side Management Programme for the Electricity Sector through the Standard Offer Incentive Scheme (2010).

South Africa faces significant challenges in reaching the remaining households that lack access to electricity. It can be difficult to connect urban informal settlements to the grid, and the formalization of settlements is subject to significant delay. Efforts to encourage off-grid electrification have had little success due to the lack of coordination between stakeholders and limited activity in some programmes. Nevertheless, the use of off-grid approaches, for example, solar home systems, could increase access in informal settlements.

South Africa is employing pro-poor energy policies and programmes to ensure that once connected, everyone, including poor households, can afford basic electricity services. Nevertheless, affordability remains a concern, especially since not every poor household can access energy subsidies such as Free Basic Electricity (FBE) and Free Basic Alternative Energy (FBAE). However, data on affordability are scarce, so the extent of this problem is not known.

According to the World Bank, South Africa has emerged as one of the developing country leaders in the global race to switch to sustainable energy by 2030. The primary sources of renewable energy in South Africa are solar, wind, hydroelectric and biomass. South Africa is a member of the International Renewable Energy Agency (IRENA), an international organization that promotes the use of renewable energy policies. It provides an assessment of resources, financial management, the policy and legal framework, and the capacity of the energy sector to achieve greater reliance on renewable energy. The Government is contributing to the rise in renewable energy through its energy procurement practices (Box 7).

Box 7

Renewable Energy Independent Power Producer Procurement Programme (REIPPPP)

The REIPPPP is a competitive tender process designed to encourage the development of renewable energy projects. By the end of December 2018, the REIPPPP had made the following procurements:

- ✓ 6,422 MW of electricity from 112 Renewable Energy Independent Power Producers (IPPs) in seven bid rounds;
- ✓ 63 IPP projects connected to the national grid for a total of 3,876 MW of electricity generation;
- ✓ 32,700 GWh of energy generated by renewable energy sources procured under the REIPPPP since the first project became operational. Renewable energy IPPs have proved to be highly reliable. Of the 63 projects that have reached commercial operation date, 62 projects have been operational for longer than a year.

South Africa has implemented strong regulatory provisions to curb emissions and promote cleaner energy production. Innovative programmes include financing research to encourage clean energy production, undertaking research on waste to energy, and developing a national bioenergy atlas to support bioenergy development. Progress is being made to increase reliance on renewables in the transport sector (Box 8). To encourage increased renewable energy generation by the private sector, the South African Revenue Service (SARS) has amended Income Tax Act No. 58 of 1962 to include accelerated depreciation for renewable energy assets.

South Africa's location, geography and size provide opportunities for the exploitation of renewable energy resources. The long coastline provides favourable conditions for wind power, and the semi-arid climate and flat terrain are ideal for solar power. The major barriers to increasing reliance on renewable energy include lack of capacity, marginalization, corruption, poverty, environmental degradation, the limited energy innovation system and the high cost of renewable energy technologies. Investors choose to invest in large-scale, non-renewable resource companies such as Eskom, rather than Independent Power Producers (IPPs) such as BioTherm, Mulilo and Juwi South Africa. The Government is involved in several initiatives to testing innovative approaches to improving the use of renewable energy sources (Box 9).

Despite the rise in the generation of renewable energy, achieving substantial reductions in carbon emissions remains a challenge given the important role that coal plays in energy generation and the high energy intensity of production.

“

South Africa has emerged as one of the developing country leaders in the global race to switch to sustainable energy by 2030.”

Box 8

Increasing reliance on renewable energy in transport

Steps are being taken to *decarbonize* the transport sector and lower its emissions by supporting the uptake of electric and hybrid cars, the use of cleaner fuels and more energy-efficient technologies, the expansion of non-motorized transportation, and an efficient and integrated Bus Rapid Transport System, among others. Progress has been made in enhancing the City of Tshwane's bus fleet using compressed natural gas (CNG). The City of Johannesburg is using a dual system for their bus network with a combination of diesel and CNG. For phase 2, the City has identified CNG and electric buses as potential newer technologies. The City of Cape Town has selected to procure electric buses, which are currently undergoing testing.

“

Steps are being taken to decarbonize the transport sector and lower its emissions.”

Key interventions that the country could consider going forward are described below.

Addressing programme and data issues concerning energy affordability

a. The Cooperative Governance and Traditional Affairs (CoGTA) Department that oversees the implementation of the pro-poor subsidy programmes together with the Department of Basic Education (DBE) should:

- ensure that all municipalities have systems in place to register new indigent households and update old indigent registers;
- provide support to municipalities so that every indigent household can benefit from these subsidy programmes;
- develop consistent pro-poor subsidy policies to be prescribed across all municipalities.

b. The four priority areas in the energy sector are:

- addressing policy and programme concerns around universal access to electricity;
- addressing the market structure issues threatening large-scale renewable energy projects;
- improving the effectiveness of small-scale renewable energy projects;
- increasing the efficiency of energy use.

Gathering data on household usage of clean fuels

Establishing a dedicated, off-grid management authority would strengthen governance in the decentralized, renewable energy technology sector. The Department of Energy's role in overseeing this part of the value chain is limited to support to the off-grid concession programme restricted to the use of solar photovoltaic (PV) technologies (DEA and SANEDI, n.d:74). An entity with a mandate to “facilitate, contract and manage decentralized renewable energy technology programmes and initiatives within the off-grid space” is needed, which would further assist in leveraging the use of different renewable energy technologies (ibid: 13).

Box 9

Technological innovations to reduce carbon emissions

The Government is investing resources in developing alternatives to carbon-based energy.

Hydrogen fuel cell technology

The development of hydrogen fuel cell technologies would help to increase manufacturing capacity and job creation while providing a clean and reliable energy source. The Department of Science and Technology (DST) is making good progress in implementing the Hydrogen SA (HySA) Strategy, demonstrating fuel cell technology as a viable source of clean energy in South Africa. In the 2017/18 financial year, the DST installed the first HySA-developed fuel cell system at Poelano Secondary School in the North West to provide power for lighting and computer equipment. This initiative demonstrates how renewable energy can meet the needs of communities without access to the main electricity grid.

The renewable energy hub and the Spoke Programme

Building on the success of the Technology for Rural Education and Development programme in Cofimvaba (in the Eastern Cape), Solar Turtle, a spin-off company of the Renewable Energy Hub and the Spoke Programme at Stellenbosch University, is expanding its footprint to other rural areas in South Africa and the Southern African region.

In 2017, in partnership with Nedbank, the SolarTurtle team launched its 100 per cent renewable energy-powered 'mobile bank in a shipping container' in Mncwasa village, in the remote Mbhashe local municipality in the Eastern Cape. This cashless, wireless enabled branch is a pilot to explore the feasibility of switching from the Telkom and Eskom networks, which are vulnerable to cable theft and unscheduled downtimes. The lessons learned will be used to guide a possible roll-out in remote rural areas in South Africa and the rest of the continent.

The SolarTurtle initiative also received support from the European Science and Technology Union, securing a contract for the roll-out of the initiative in Lesotho to empower women entrepreneurs by providing access to clean forms of energy.

The Manganese Precursor Programme

Batteries and other systems that store energy for later use are rapidly becoming a major focus of global attention. South Africa is endowed with an abundance of high-quality manganese ore, which is an important component in the production of batteries. The manganese precursor pilot facility in Nelspruit, launched on 11 October 2017, is a first step towards finding partners to fast-track the establishment of a precursor manufacturer in South Africa.

“

The development of hydrogen fuel cell technologies would help to increase manufacturing capacity and job creation while providing a clean and reliable energy source.”

South Africa could consider the development of a grid network master plan that “determines the deep off-grid areas and manages the inevitable interface between an expanding grid and a shrinking off-grid environment” (DEA and SANEDI, n.d.: 75). The master plan would provide some certainty to planners, donors, investors, etc. by showing the geographic areas that cannot be accessed by the grid as well as the key “spatial and temporal details of grid versus off-grid systems” (ibid.). This would also help to harmonize the implementation of the grid and off-grid electrification projects that are sometimes executed as different programmes, for example, the Integrated National Electrification Programme and municipal and presidential projects.



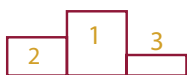
A wide range of interventions to improve the **business climate**, increase **spatial integration** and promote **innovation** are necessary to boost inclusive growth.

Opportunities and Improvements

Transform large sectors of the economy to:



Address structural barriers to entry of new economic activities



Deconcentrate industries by stimulating competition



Simultaneously accelerate the inclusion of large numbers of disadvantaged South Africans into jobs and businesses.

Challenges



Inadequate investment in infrastructure



Total number of jobs decreased by **69000** in 2018



Unemployment remains high and has increased by **6.5%** since 2008 to **27.2%** in 2018

4.8

GOAL 8: PROMOTE SUSTAINED, INCLUSIVE AND SUSTAINABLE ECONOMIC GROWTH, FULL AND PRODUCTIVE EMPLOYMENT, AND DECENT WORK FOR ALL

Main Messages



South Africa faces prolonged, slow economic growth and high levels of unemployment, particularly among women and youth.

A wide range of interventions to improve the business climate and a friendlier business environment have been launched, which include increasing spatial integration and promoting innovation.

The current situation

South Africa is the most advanced economy in terms of technological, financial and physical infrastructure, the most sophisticated private sector on the continent, and the only African member of the G20. It is also the most industrialized and diversified economy in Africa and one of the four upper middle-income economies (together with Botswana, Gabon and Mauritius). Its foreign exchange reserves are among the largest, and it has the largest pension fund asset base in Africa.

However, growth in the past decade has remained below the levels required for a rapid transformation of living standards. In the most recent period, growth has remained subdued.

From 2012–2016, the fall in international commodity prices is estimated to have cost 4 percentage points of GDP (World Bank, 2017). Moreover, the South African economy lacked the dynamism to shift resources quickly in response to changes in prices due to remaining oligopolies and gaps in physical infrastructure and education that create large productivity differentials across sectors (IMF, 2018). Infrastructure bottlenecks, including severe power outages and transport difficulties, together with labour-management conflicts have impaired productivity.

To address these, the following two sets of changes have been introduced:

- Major changes have now been made to the competition laws to address both monopolies and high levels of economic concentration, which will come into effect between July and November 2019.
- A new ZAR100 billion Infrastructure Fund has been put in place to co-fund public infrastructure.

“

South Africa is the most advanced economy in terms of technological, financial and physical infrastructure, the most sophisticated private sector on the continent, and the only African member of the G20.”

“
A particular
dynamic of
the South
African labour
market is the
simultaneous
increase in
employment
and
unemployment
levels, even in
periods where
employment
growth
exceeds that
of population
growth.”

The need for fiscal consolidation to contain increasing levels of public debt, which exceed 50 per cent of GDP (IMF, 2018), has reduced the stimulus that government policy can offer to demand. Some commentators have contended that uncertainty over government policy, in particular related to the debates over land reform, investor rights and petroleum and gas exploration, have restrained private sector investment (World Bank, 2016b).

To address these challenges, greater focus on policy certainty and engagement with the private sector and organized labour, characterizes the approach of the new Administration.

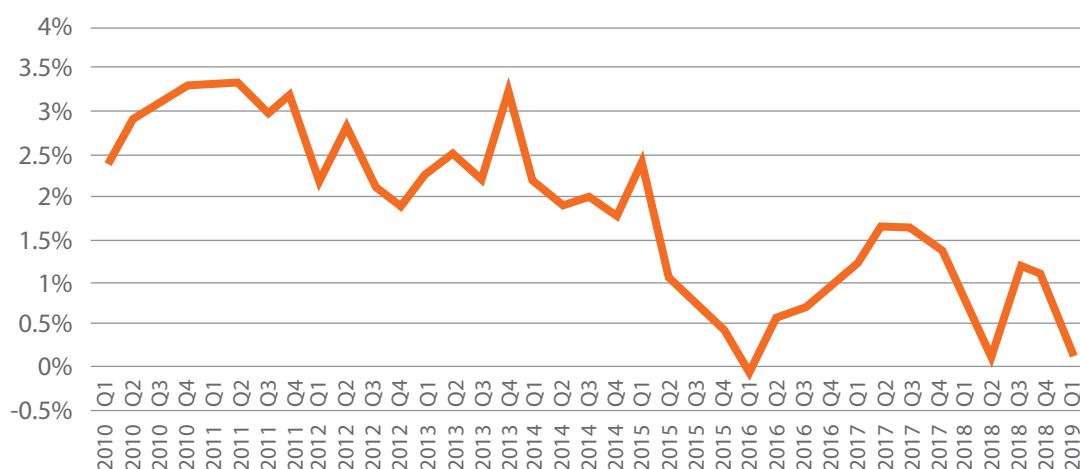
The country avoided a recession during the 2014–2016 period when other mineral-exporting countries faced recessionary conditions, largely due to significant investment in public infrastructure. In the 2014–2018 period, 1.2 million new jobs were created. From around 2016, infrastructure investment tapered off. The economy went into a technical recession during 2017, which it has since come out of, but growth remains constrained. In 2018, GDP increased by less than 1 per cent, or below the 1.6 per cent rise in population, and employment levels declined.

Key limitations on growth in manufacturing include inadequate infrastructure, declines in expenditures on innovation, a poor climate for entrepreneurship and an insufficient supply of the sophisticated skills required for a modern, competitive economy. There is a particular lack of education in STEM fields. For example, only six out of every 1,000 children who started Grade 1 in 2001 chose to pursue a STEM qualification at the tertiary level, only three of whom completed the qualification.

A particular dynamic of the South African labour market is the simultaneous increase in employment and unemployment levels, even in periods where employment growth exceeds that of population growth. The main reason for this is the significant growth in the size of the labour force, ascribed to urbanization, as people leave subsistence economic activity, inward migration and greater gender participation levels, all of which will greatly assist long-term growth but place significant short-term pressures on the labour market

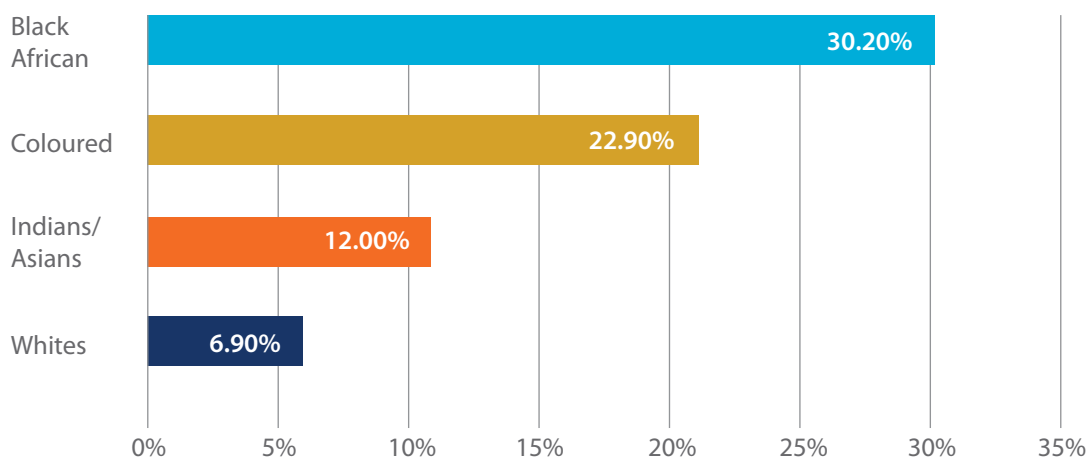
Figure 9. GDP growth has declined since the beginning of this decade.

Percentage change in GDP by quarter, year-on-year



Source: Stats SA database.

Figure 10. Unemployment rate by population group



Source: Stats SA (2017).

To illustrate the above remarks, it is worth noting that:

- the labour absorption rate, i.e. the number of persons of working age out of every 100 who are employed, grew from 41.9 to 4.6, in the period between September 2010 (the low point of the impact of the global financial crisis) and March 2019;
- in the same period, unemployment rates grew from 25.4 per cent to 27.6 per cent.

Unemployment rates are particularly high for women (29.6 per cent in 2017, compared to 25.7 per cent for men) and for youth aged 15 to 24 (53.4 per cent). Moreover, unemployment rates differ dramatically by population group. In 2016, the unemployment rate for black Africans was 30.2 per cent, compared to 12 per cent for Indians/Asians and 6.9 per cent for the white population group (Figure 10).

The policy framework

The NDP aims to eliminate poverty and reduce inequality through an increase in inclusive economic growth (NPC, 2012). Going forward, the following interventions are being undertaken, in addition to those discussed under other SDG targets:

- Given the key role that small businesses play in stimulating economic activity and employment, and advancing broad-based empowerment, a number of small business initiatives are being scaled-up.
- The Framework Agreement, reached during the 2018 Presidential Jobs Summit, commits social partners to undertake concrete steps to avoid retrenchment and to support companies in distress. This will be combined with a Rapid Response Team of Experts to assist struggling businesses. In addition, the Training Layoff Scheme will be immediately revived and improved to mitigate job losses. In line with these commitments, focus should be placed on the export of manufactured goods and trade in services.

“
The NDP aims to eliminate poverty and reduce inequality through an increase in inclusive economic growth.”

- Together with a focus on exports, measures should be taken to increase local demand by, *inter alia*, increasing the proportion of local goods and services procured both by the Government and the private sector. The Government is rolling out a local procurement strategy to give effect to this goal.
- Interventions are being developed to support spatial integration by improving connections between the ‘buffer zones’ between townships and economic centres, upgrading informal settlements, and building lower-income housing in the leafy suburbs and city centres. Land acquisition programmes should be coordinated between relevant municipalities, provincial and national departments.
- South Africa has the resources, talent and youth to embrace digital industrialization. Government and regulatory agencies will have to collaborate closely with business and civil society in order to participate in the digital economy.
- Current programmes are being expanded towards an inclusive and responsive system of innovation that is able to support inventions that originate outside the realms of formal institutions of innovation. These programmes include the Government’s Grassroots Innovation Programme and the Youth Technology Innovation Programme, as well as strengthening the role of intermediary organizations in the innovation system to achieve inclusion.

As a sign of the Government’s commitment to promoting job-rich growth, in December 2018, the President signed into law the following: the National Minimum Wage, Basic Condition of Employment Act, the Labour Relations Amendment, the Labour Laws Amendment, the Unemployment Insurance Amendment, and the Extension of Security of Tenure Amendment Acts.

In this regard, there are extensive policy, legal and institutional frameworks in place to promote decent jobs and rapid economic growth in the country. The main challenge is enforcement. The new regime is committed to accelerated implementation of existing policy, legal and institutional frameworks for job-rich growth. In particular, we are committed to reforming our public enterprises to serve as growth accelerators, to leveraging the power of our private sector and deepen skill development for youth. The Government is ready to bridge the implementation gap, calling on the private sector and all social partners to join in turning this challenge into opportunities for inclusive growth and development. Recent efforts by the Global Compact Network South Africa in the country in turning the SDGs into business opportunities, using the SDGs interconnectedness to create economic ecosystem impact and promoting responsible businesses, especially in re-imaging corporate leadership, thriving communities and a healthy environment are highly commendable. The private sector must use business to promote profit, people and planet simultaneously – they are mutually inclusive.



South Africa still has to achieve **efficient infrastructure services**, without outdated railroad facilities, overburdened roads, and poorly-integrated mass transit.

Opportunities and Improvements



- Create workable **urban transit** solutions
- Strengthen and optimise **freight corridors**
- Provide **long-distance** passenger transport options

Over the period 2007 to 2017, the total number of FTE R&D personnel increased by approximately **11,179**. The bulk of these increases came from **higher education**, rather than business.



Challenges



Ongoing problems with the **affordability** of mobile data which tend to reduce its **true accessibility**.



Business Expenditure on Research and Development has been fairly steadily falling and is currently well below its most recent peak of **58.6%** in 2008.



Manufacturing has **declined** for the past 25 years.

4.9

GOAL 9: BUILD RESILIENT INFRASTRUCTURE, PROMOTE INCLUSIVE AND SUSTAINABLE INDUSTRIALIZATION AND FOSTER INNOVATION

Main Messages



While infrastructure provision to urban townships and rural areas improved dramatically since the end of apartheid, backlogs remain in some areas and the rapid urbanization rate placed new pressures on infrastructure development.

Infrastructure investment by the public sector over the last 10 to 15 years has been significant, driving job creation in ancillary sectors like construction, but its pace has slowed since 2015.

The current situation

A new implementation model for infrastructure is being developed by the Government, which will include new funding models such as the new Infrastructure Fund and new partnership models to facilitate effective roll-out of projects.

South Africa is the continent's industrial powerhouse, but faces pressures from imports emanating mainly from Asian exporters. A number of measures are being put in place to support reindustrialization efforts, including steps to build an African Continental Free Trade Area and to improve competitiveness and skills development. Although there are still challenges with levels of infrastructure and Research and Development (R&D) investment, last year, foreign direct investment levels increased sharply.

South Africa has the most developed physical and economic infrastructure on the continent. If well-leveraged, it could help facilitate the country's integration into the rest of the continent's economy. Strong public-private partnerships have contributed immensely to the country's infrastructural development.

Over the past 25 years, the democratic state has invested significantly in new infrastructure to underpin economic and social inclusion, deliver basic social services to more South Africans and support growth and diversification of the economy. These programmes promoted job creation both directly, in construction and maintenance, and indirectly, by boosting the ability of households and businesses to take advantage of economic opportunities.

At the start of the new democracy in 1994, the State invested heavily in a programme to build houses, connect residents to the national power grid, expand sanitation systems and provide social infrastructure such as schools, clinics and hospitals.

“

A new implementation model for infrastructure is being developed by the Government, which will include new funding models such as the new Infrastructure Fund and new partnership models...”

“
Investment in
infrastructure
has yielded
significant
gains, boosting
GDP by more
than ZAR1
trillion over the
past five years
alone.”

By the early 2000s, work commenced on the commissioning of new and significant coal-fired power stations, followed by a massive investment in transport, logistics and sport infrastructure for the 2010 Soccer World Cup. This included airports, the Gautrain speed-train service between two cities and highways, sports stadia, an oil pipeline, and plans for the public inner city transport systems, namely the Bus Rapid Transport.

Following the World Cup, programmes were scaled up and expanded widely, including the expansion of inner-city transport, road expansion and maintenance programmes, construction of renewable energy plants, new universities, school-builds in rural areas, the construction of the large power stations, one of the continent's largest gas storage facilities and dams as well as localization of infrastructure components. Black industrialists and smaller construction companies also began to grow in number.

Infrastructure investment started to climb from 2007, with significant sums invested until around 2015.

Investment in infrastructure has yielded significant gains, boosting GDP by more than ZAR1 trillion over the past five years alone (contributing, at current prices, an average of ZAR281 billion to GDP annually), assisting the economy to recover from the global economic recession in 2009 and helping South Africa avoid a recession in 2015.

Employment rose sharply, from 440,000 persons employed in construction in 1995 to almost 1.5 million construction workers by 2018. Indeed, even over the past five years from 1 April 2014, construction employment was the second largest contributor to net employment in South Africa, with 282,000 new jobs added to total employment up to the end of 2018. During the 25-year period, over one million jobs were added in construction, increasing its share of employment from less than 5 per cent in 1994 to 9 per cent by the end of 2018.

Through the National Infrastructure Plan (NIP), 18 Strategic Integrated Projects (SIPs) have been clustered, sequenced and prioritized. These include future projects and infrastructure programmes from a large number of authorities, such as SoEs and national, provincial and local government departments. The SIPs initiative created a 'pipeline' of projects to support the country's NDP while facilitating South Africa's infrastructure development. Through its governance structures, the Presidential Infrastructure Coordinating Commission (PICC) coordinates, monitors, integrates and accelerates implementation of the SIPs. Through these efforts, between 2009 and 2014, government and public agencies invested more than ZAR1 trillion in infrastructure. In addition, significant sums of money were invested by the private sector in renewable energy and telecommunication infrastructure.

However, a number of challenges remain, including outdated rail infrastructure, high ports' costs, and a shift of freight from rail to road, which strains the road system (NPC, 2012:183–4). South Africa's progress on the targets of SDG 9 has been uneven:

- ✓ The country remains Africa's leading industrial economy. South Africa's auto-assembly and car component industry grew in the period and is the continent's largest producer of cars, minibus taxis, buses and trucks. There is a significant industrial capacity in sectors such as chemicals and food and beverages. However, manufacturing has declined as a proportion of GDP for the past 25 years. While manufacturing output has increased in real terms since 1994, by nearly 70 per cent, the share of the manufacturing sector in GDP fell from 15 per cent in 1994 to 12.3 per cent in 2018. South Africa liberalized its import tariff structure rapidly after the end of apartheid. Greater levels of imports of manufactured goods, particularly from large Asian economies, placed the local manufacturing industry under pressure. Some sectors have begun to recover, assisted by new competitiveness enhancement

schemes. A significant recent policy initiative has been the conclusion of an agreement to form an African Continental Free Trade Area, covering 55 countries with a population of 1.2 billion and a GDP in excess of US\$3 trillion.

- ✓ The gross expenditure on research and development (GERD) fell from 0.89 per cent of GDP in 2008 to 0.8 per cent in 2015, and the ratio remains far below the target set by national policy. Business Expenditure on Research and Development (BERD) has fallen steadily; the number of full-time equivalent (FTE) researchers per million population rose from 398.6 in 2007 to 475.1 in 2015; and the total number of FTE Research and Development (R&D) personnel increased by approximately 11,179. The bulk of these increases came from higher education, rather than business.
- ✓ Third-generation networks have achieved almost universal population coverage, and Long-Term Evolution (LTE) networks now cover slightly more than three-quarters of the population. LTE network coverage growth rates are, however, starting to decline sharply. Problems with the affordability of mobile data have tended to limit the time many consumers spend online. Mobile telephony is the primary way that most South Africans connect to the outside world: 88.2 per cent of households rely only on mobiles for telephone, and 57 per cent access the Internet through mobile phone, compared to 10.5 per cent at home and 16.9 per cent at work. Progress towards the implementation of fifth-generation networks depends on the successful release of an appropriate spectrum in South Africa. To date, spectrum management has proved particularly challenging in the country.

The policy framework

The NDP suggests that a focus on the following four policy areas will be required going forward:

- ✓ Creating workable urban transit solutions
- ✓ Strengthening and optimizing freight corridors
- ✓ Providing long-distance passenger transport options
- ✓ Improving rural access and mobility (National Planning Commission, 2012: 185–8).

The implementation of the Industrial Policy Action Plan (IPAP) is key to incentivizing investments in plants, technologies and skills that have medium- to long-term benefits to the economy in terms of growth and job creation, as well as generating impact investments to communities and marginalized people. Industrial investment in South Africa should be used to drive backward and forward integration with the rest of the economy such as agriculture, mining and technologies to generate the needed positive spill-over effects. Industrial policy should be able to transform the racially skewed ownership, management and employment dimensions while addressing pronounced gender discrimination in top-level management, which is currently at 21.2 per cent. For the objectives of IPAP to be achieved, it is important to ensure the availability of basic economic service delivery, efficient institutional coordination, alignment of industrial policy to the global context, strengthened partnerships with the private sector. It is also important to promote the beneficiation or value chain development and labour intensity, especially in SMEs, and commit to the implementation of the Fourth Industrial Revolution (4IR) and to dealing with the challenge of the Digital Industrial Revolution in South Africa.

Urbanization and migration patterns also present a significant challenge to infrastructure planning. According to the World Bank, in 2017, nearly 66 per cent of South Africa's population

“
The relatively
low cost
of freight
for mining
products and
the dedicated
facilities for
automobile
exports have
effectively
shaped South
Africa’s ability
to compete on
international
markets.”

were living in cities, compared to the global average of 55 per cent. Since 1994, the level of urbanization has increased in South Africa from 54 per cent, an additional 16 million people in South Africa’s cities since the end of apartheid. The substantial increase in migration to South African cities provides a challenge for the provision of key infrastructure including schools, housing and healthcare facilities.

The World Bank’s logistics ranking compares countries’ capacity for international trade. In terms of the quality of infrastructure, i.e. ports, rail, roads and information technology, South Africa ranked 21st in the world in 2016, and highest among developing economies. China came ranked 23rd, India, 26th and Brazil, 47th. (World Bank, 2017) From the standpoint of industrialization, the relatively low cost of freight for mining products and the dedicated facilities for automobile exports have effectively shaped South Africa’s ability to compete on international markets in these products. Investment in affordable, quality infrastructure for these key exports in itself represented a critical industrial policy strategy over the past 20 years.

While SoEs dominate parts of the transport sector, the Draft Revised White Paper on National Transport Policy calls for increased private sector participation to gain alternative sources of finance (Department of Transport, 2017a:32). The Single Transport Economic Regulator (STER) is envisaged as playing a key role in the creation of an investor-friendly environment, and legislation is currently being considered.

The key policy document in the rail sector is the Draft White Paper on Rail, which summarizes its mission as follows:

To recognize and understand rail’s heritage of missed opportunities, strategic missteps and structural impediments, and hence to identify and mobilize funding and resources to leverage rail’s inherent competitiveness to reposition it as the backbone of South Africa’s land transport task (Department of Transport, 2017b: 28).

While much of the road network is funded by the State, efforts to introduce urban tolls on major corridors, operated either by concessionaires or by South African National Roads Agency Limited (SANRAL), have been met with significant public resistance.

The NDP supports the need for industrial policy, for example, to identify sectors with export opportunities. (NPC, 2012:115). The Government is developing policies required to support businesses and other social partners in advancing and positioning South Africa to lead in the ongoing 4IR, and has established a Presidential Commission to guide policies in this area (Box 10).

The South African Research Chairs Initiative (SARChI) was implemented in 2006 by the DST and the National Research Foundation (NRF) to establish research chairs at public universities in South Africa. Its main goals are to:

- expand the scientific research and innovation capacity of South Africa;
- improve South Africa’s international research and innovation competitiveness while responding to the country’s social and economic challenges;
- attract and retain excellent researchers and scientists;
- increase the production of masters and doctoral graduates;
- create research career pathways for young and mid-career researchers, with a strong research, innovation and human capital development output trajectory.

Box 10

Case Study:

Establishment of the Presidential Commission on the Fourth Industrial Revolution

The Presidential Commission will coordinate the development of South Africa's action plan to guide the response to the Fourth Industrial Revolution (4IR). As part of this effort, the Commission will recommend policies that would position South Africa as one of the leading countries in the evolution and development of the 4IR.

More specifically, the Commission will:

- develop an integrated national strategy and plan to respond to the 4IR, including detailed interventions to be carried out to achieve competitiveness of agriculture, finance, mining, manufacturing, information and communication technology (ICT) and electronics, and business with science, technology and innovation as a cross-cutting enabler;
- advise on strategies to enhance South Africa's global competitiveness;
- advise on a research programme to advance 4IR;
- advise on skills development and the future of work;
- make recommendations on enabling relevant infrastructure for South Africa to participate in the digital economy;
- recommend an institutional framework and mechanism to coordinate 4IR programmes;
- recommend approaches to address inclusivity and the digital divide;
- recommend interventions to enable entrepreneurs and micro-, small- and medium-sized enterprises (SMMEs) to take advantage of 4IR;
- mobilize resources to support the 4IR interventions;
- recommend mechanisms to measure the impact of interventions on the 4IR.

The Commission is composed of various stakeholder representatives from the public sector, business, academia and research institutions, labour, SMMEs and non-governmental organizations (NGOs), as well as experts, youth and women.

Innovative approaches to meeting SDG 9 targets

The Gautrain Rapid Rail Link passenger concession

The Gautrain Rapid Rail Link passenger concession is the only example of the integration of private sector investment into the provision of rail transport services in South Africa. The Gautrain runs a vertically integrated 80-km network in Gauteng, which does not interconnect with any other rail network. The project was run as a public-private partnership, using the design, build, operate and maintain (DBOM) model. The bulk of the investment required for infrastructure and rolling stock was financed directly by the State, which retains public ownership of these assets, with the concessionaire contributing just over 10 per cent of required investment funds for the system. Management (i.e. operation and maintenance) of these assets was then transferred to the concessionaire. In addition, the concessionaire receives ongoing operational cost subsidies.

“

The Gautrain Rapid Rail Link passenger concession is the only example of the integration of private sector investment into the provision of rail transport services in South Africa.”

While the technical performance of the concessionaire has been good and ridership numbers have increased, increasing attention is being paid to the high operational costs of the system, associated largely with the operational subsidies granted to the concessionaire. In the 2017/18 financial year, these subsidies approached ZAR1.6 billion, which some commentators have suggested is disproportionately large given the relatively small number of commuters serviced.

Fourth Industrial Revolution – Intsimbi Future Production Technologies Initiative

The Department of Trade and Industry's (DTI) Intsimbi Future Production Technologies Initiative programme ("the Intsimbi programme") is a system solution for technical and vocational skills development as well as the development of enterprise competitiveness for Industry 4.0. The programme will include training in robotics, mechatronics, industrial maintenance, specialized tooling, coded welding and digital technical skills, etc.

The Intsimbi model has succeeded in creating highly innovative industry-driven solutions that can sustainably be expanded to position South Africa's advanced manufacturing sector for the Fourth Industrial Revolution (4IR) and to train talented young people for a future in advanced manufacturing. The strategic aim of the Intsimbi programme is to prepare the industrial skills base for participation in a highly automated production environment while addressing critical skills shortages.

The Reagenz project

The DST's Industry and Environment Directorate's Reagenz project is aimed at exploiting indigenous microbial biodiversity (IMD) as a basis for competitive advantage. The initiative combines metagenomic-based bioprospecting and biomanufacturing technologies to exploit rich Cape Floral Kingdom and other indigenous African microbial diversity as market-ready reagent enzyme products. This goal is to replace imports of reagents by the local development of IMD-based technologies.

Sources: *The Citizen*, 14 January 2019 and the Department of Science and Technology (DST).

In 2016, 338 masters and doctoral students were fully funded or co-funded in designated niche areas (e.g. advanced manufacturing, aerospace, chemicals, mining, advanced metals and ICTs), and by 31 March 2017, 334 masters and doctoral students were fully funded or co-funded in these areas.


Finally, the Government is investing in technologically advanced approaches that will contribute to meeting the SDG 9 targets for transport and innovation (Box 11).

New funding models for infrastructure and service delivery are also being considered. In February 2019, President Ramaphosa announced the creation of a new Infrastructure Fund that will transform financing of the roll-out of infrastructure projects, and which, accompanied by reform to the existing institutional arrangements, will help to achieve improved value for money in public infrastructure. It will also ensure that state resources are used more effectively, that infrastructure is built more rapidly, and that the country leverages the current public resources deployed, to bring in technical expertise and financing from the private sector, development finance institutions (DFIs) and multilateral development banks (MDBs).

To address infrastructure backlogs, South Africa is developing improved systems for: the evaluation of institutional and legal frameworks; project prioritization, preparation, appraisal, financing, budgeting and fiscal treatment; flow of funding and governance processes; and implementation and oversight across spheres of government. The Fund is dependent on the sustainable creation of a pipeline of viable/bankable projects that creates opportunities for the Government to partner with the private sector in infrastructure.

Learning from the past 25 years of infrastructure implementation, the model of delivery is being changed, now with a greater focus on partnerships with communities and contractors and a stronger reliance on fit-for-purpose institutions. This will require reviewing the interface between spheres of government and identifying existing capacity that can be rapidly deployed. Public institutions that are dysfunctional are being rebuilt, and where necessary, consideration is being given to consolidation of agencies, with clear performance-management systems, and with consequences for a possible failure to meet pre-set targets.

10 REDUCED INEQUALITIES

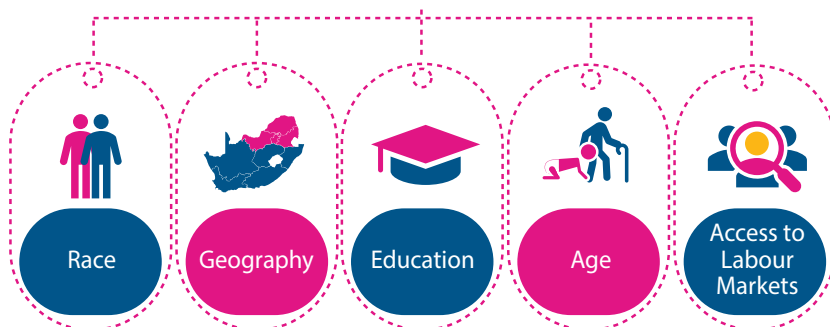


Despite extensive policies and programs to foster inclusive growth, South Africa remains one of **the most unequal countries** in the world.

Opportunities

Inequality can only be addressed effectively by ensuring **adequate coordination** across government departments.

Key drivers of **inequality** in South Africa



Challenges


- **Inequality** remains high and is increasingly suggesting that South Africa is likely to miss its SDG10 targets, unless **radical interventions** are implemented.

- The legacy of apartheid, particularly the **economic isolation** of black townships, continues to weigh on incomes in poor communities.

4.10

GOAL 10: REDUCE INEQUALITY WITHIN AND AMONG COUNTRIES

Main Messages



In redressing the injustices of the past, South Africa has one of the most expansive social protection programmes globally – covering over 30 per cent of the population. Yet, despite extensive policies and programmes to foster inclusive growth, inequality remains high.

The legacy of apartheid, particularly the economic isolation of black townships and unequal distribution of land, continues to weigh on incomes in poor communities.

The current situation

According to the 2018 World Inequality Report (World Inequality Lab, 2018), South Africa is one of the most income-unequal countries in the world. This is due to its historically deep-rooted economic, social and political exclusion of the apartheid regime, which has created structural bottlenecks in addressing poverty, inequality and unemployment. This weakens the impact of progress achieved in the social sector such as education, health and housing.

In 2014, the top 10 per cent of the population received two-thirds of the national income, while the top 1 per cent received 20 per cent. The country's Gini coefficient is 0.64,²⁰ which is over 50 per cent higher than the global average. Indeed, the gap between South Africa's Gini and that of even the 10th most unequal country in the world is very large (Figure 11).

South Africa's position among the most unequal countries in the world is manifested across many aspects of society, including:

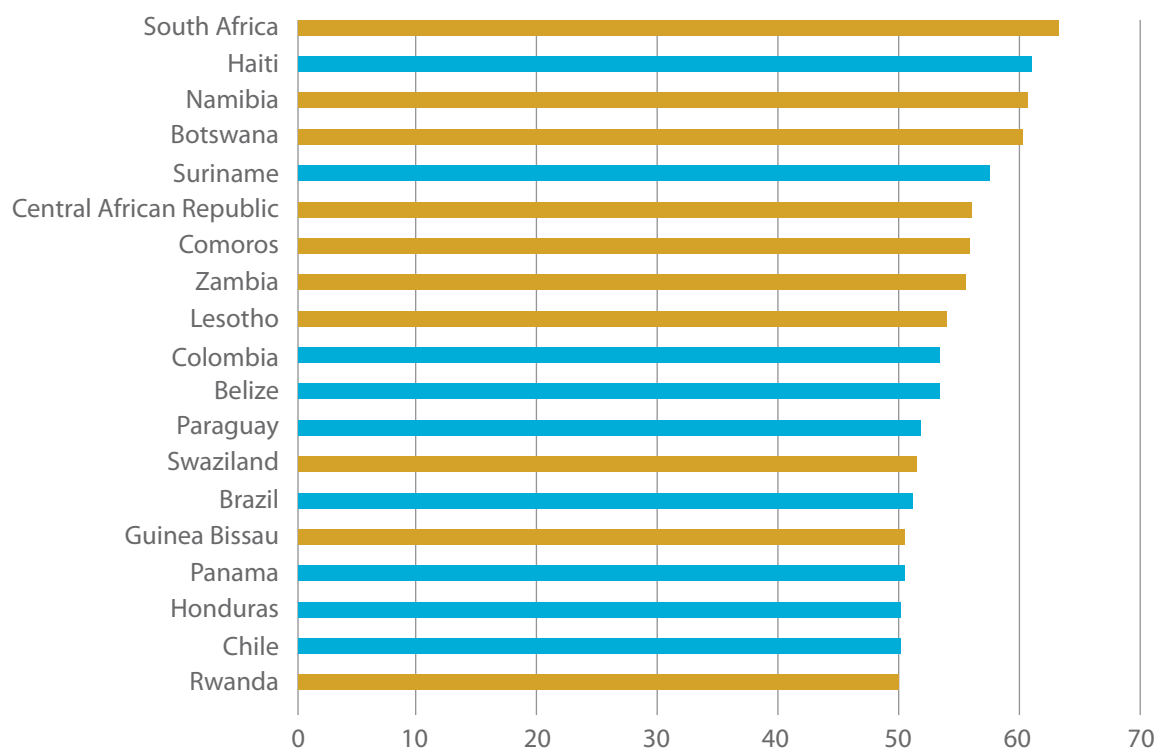
- ✓ the sharp divide in the quality of education between the rich and the poor, which makes social mobility among the marginalized population very difficult;
- ✓ high levels of poverty and unemployment among black Africans and coloured people, particularly among youth, which challenges social cohesion with the society;

“
South Africa
is one of the
most income-
unequal
countries in
the world.”

²⁰ The Gini is a measure of income inequality, ranging from 0 to 1, where 0 representing a perfectly equal society and 1 a perfectly unequal society.

- ✓ the vulnerability of women to violence, especially GBV, which is eclipsing the remarkable progress achieved in women's political empowerment globally;
- ✓ poor access to electricity, piped water and basic sanitation services among the 11 per cent of urban dwellers who live in informal settlements;
- ✓ an economy that is capital-intensive and highly concentrated (i.e. monopolistic and oligopolistic in structure);
- ✓ the marginal tax rates for the top income earners, which declined from 44 per cent in 1990 to 41 per cent in 2015 (Vass and Hayo, 2018) combined with a high level of illicit financial flows;
- ✓ the labour share of national income, which declined from 55 per cent in 1998 to 48 per cent in 2008, and steadily rose from 2009 to 54 per cent in 2018, as a result of the improved industrial, taxation and labour market policies.²¹

Figure 11. South Africa leads the 19 most unequal countries globally.



Source: Odusola (2017).

²¹ See Strauss and Isaacs (2016) for the dynamics of the labour share of the national income.

There are several drivers of the high inequality of incomes in South Africa. First, wealth holdings are unequally distributed: the top 10 per cent of households hold 71 per cent of the wealth, while the bottom 40 per cent hold only 7 per cent of the wealth (DPME, Stats SA and World Bank, 2018). High inequality of wealth in part reflects a highly unequal distribution of land holdings, rooted in the governance of land under apartheid. The South Africa Land Audit Report of 2017 pointed out that **only 7 per cent of farmers and agricultural landholders controlled 97 per cent of agricultural land holding**. And as much as 72 per cent of land in South Africa is held under private ownership, unlike the dominance of customary and communal landholding in West and Central Asia (Economic Commission for Africa, 2003; Odusola, 2019). Institutionalizing a pragmatic, win-win land reform is at the heart of addressing income and wealth inequality in the country. Second, wage income is highly unequal: highly paid workers in the formal sector, who make up less than one-fifth of the workforce, earn nearly five times the average wage in low-skilled jobs, which are often informal and thus a less reliable source of income over time.²² Third, many poor people have little access to wage employment and are heavily dependent on grants. Fourth, inequality of opportunity is high; i.e., one's earnings potential is heavily reliant on factors that are not under the control of the individual, including place of birth, father's occupation, parents' education, race and gender. Essentially, inequality is passed down from generation to generation.

“Institutionalizing a pragmatic, win-win land reform is at the heart of addressing income and wealth inequality in the country.”

The SDGs focus on the need to reach the furthest behind first. In terms of inequality, and as argued by Odusola (2019), this refers to the bottom 40 per cent of the population on the income ladder. Measuring the severity of the disadvantages that this group face is key to measuring progress towards reaching those who are left behind. The average income of the bottom 40 per cent of the income distribution is only 15 per cent of that of the top 10 per cent (Odusola, 2019). Ensuring that the bottom 40 per cent of the population (including people living in shanties in cities, rural dwellers and unemployed youth) have access to national assets such as land, infrastructure and financial assets remains critical to tackling income inequality.

As a result of apartheid spatial planning, poverty remains focused on blacks, most of whom live on the outskirts of major cities and economic hubs, which limits their access to economic opportunities. Moreover, economic development in black townships has been limited since the end of apartheid. Nevertheless, inequality between blacks and whites has narrowed, on average, since the end of apartheid.

The policy framework

The Government has made considerable efforts to reduce inequality since the collapse of the apartheid regime in 1994, for example, through BBBEE, Access to Education, the Employment Equity Act and Women Empowerment. Nevertheless, inequality remains high and is increasing. Race, geography, education, age and access to labour markets are the key drivers of inequality. Inequality can only be addressed effectively by ensuring the restructuring of the economy, which is racially skewed, and gender-blind, while ensuring adequate coordination across government departments and dealing with the structure of the economy. South Africa faces 'structural inequality'.

²² This and the following two sentences are based on DPME, Stats SA and World Bank (2018).

Much of the Government's programme is related to the struggle to reduce inequality. Key interventions going forward should include:

- strengthening the massive social protection programme to make it more efficient and effective including the fragmentation of the social protection system;
- deepening the implementation of the BBBEE by making it more productive to contribute meaningfully to inclusive growth and development policy;
- establishing a national task team for an integrated framework to fight inequality;
- increasing investment in early childhood development (ECD) and promoting a skill-based education system while aligning the education system to labour market demands;
- revival and enhancement of agricultural value chains;
- using the current grant system as a wedge to upskill beneficiaries, thus increasing their chances of entering the labour market;
- building on the improvements made to the tax system by promoting progressive taxation, including the implementation of the solidarity tax, the wealth tax and improved marginal tax rates as well as tackling illicit financial flows;
- implementing win-win land reform and rural transformation; and
- strengthening efforts to create jobs through the promotion of labour absorption and entrepreneurship development programmes.

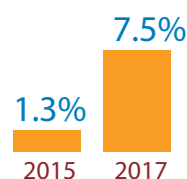
11 SUSTAINABLE CITIES AND COMMUNITIES



Despite progress, major efforts are required to upgrade services to informal settlements in urban areas, as well as better connections between transit modes.



2017, the size of the urban population who reside in informal dwellings decreased to **12.2%** from 11.3% in 2014.



A very small percentage of municipal waste was being **recycled** in 2015 (**1.3%**), but has since increased to **7.5%** in 2017.

Opportunities and Improvements



Develop different **models of financing** for human settlements



Accelerate **upgrading** informal settlements

Challenges



Multiple bus and BRT systems that do not function in a **coordinated** fashion with one another, often resulting in overserved or underserved routes and areas.

4.11

GOAL 11: MAKE CITIES AND HUMAN SETTLEMENTS INCLUSIVE, SAFE, RESILIENT AND SUSTAINABLE

Main Messages



A dramatic transformation of South Africa's urban settlements is essential to improve sustainability and inclusion. In particular, major efforts are required to upgrade services to informal settlements.

Despite some progress, many urban areas remain fragmented, with poor connections between transit modes as well as inadequate services.

The current situation

According to the 25-year review, the Reconstruction and Development Programme (RDP) gave explicit recognition to spatial inequities, calling for a coherent approach to urban and rural development. When South Africa's first democratically elected government came into power in 1994, it inherited a fragmented, unequal and incoherent planning systems which developed under apartheid. According to the South African Institute of Race Relations, in 1990, the urbanization rate was 52 per cent; by 2018, it was 64 per cent.

The share of the urban population that resides in informal dwellings was 12.2 per cent in 2017, slightly higher than the 11.3 per cent share in 2014. Having a significant share of urban areas living in settlements without legal title for their homes and with poor or no access to city water, sewer and electrical connections is inequitable and poses a serious danger to social peace.

The 1997 Housing Act provided for various roles and responsibilities for all spheres of governance in relation to housing delivery as well as the financing mechanisms, which enabled the delivery of RDP houses. Between 1997 and 2018, 3.18 million houses were delivered through the Government's subsidy programme and 1.09 million serviced sites. The 2002 State of the Nation Address reports that, while there were 514,000 houses built or under construction at the end of the financial year in 1998, there are currently 1.2 million. The percentage of households living in informal dwellings also decreased, from 16 per cent in 1996 to 13.6 per cent in 2017.

Major steps have been taken to improve public transport systems in major urban areas. For example, several South African cities, including Cape Town, Nelson Mandela Bay, Rustenburg,

“Major steps have been taken to improve public transport systems in major urban areas.”

Ekurhuleni and Tshwane, implemented bus rapid transport systems after their success in Johannesburg. However, the peri-urban and rural areas in which most of the population resides still rely on minibuses, taxis or private vehicles as the principal means of transport. Improving the integration of the public transport systems in urban areas also remains a challenge.

The policy framework

“
South Africa’s
priority is
focused on
informal
settlement
upgrading to
most directly
support
community
development
and improve
urban
management.”

In line with SDG 11 and the New Urban Agenda, South Africa’s national urban policy, the Integrated Urban Development Framework, guides the transformation of urban space. It aims to reverse the current inefficient and exclusionary spatial investment patterns in order to promote inclusive social and economic development, and to strengthen urban resilience and protection of the urban environment. To create productive, inclusive and liveable cities, planning and land-use management practices must integrate infrastructure investment, public transport and human settlements. South Africa’s priority is focused on informal settlement upgrading to most directly support community development and improve urban management.

There is considerable alignment between the individual targets and quantitative indicators in SDG 11 and the NDP. The NDP provides strategic guidance on national human settlement development, including an emphasis on upgrading informal dwellings. The primary objective of the NDP for urban areas is to improve access to secure housing, clean water and decent sanitation, underlining the importance of service delivery and housing supply to low-income households.

Box 12 describes innovative efforts to strengthen urban planning. However, successes remain fragmented and without comprehensive integration.

The failure to achieve more efficient, integrated spatial development increases the need for motorized transport, thus worsening pollution and contributing to climate change. Hence, the development is being reinforced of human settlements that are not sufficiently viable and that do not have sustainable economies. The high level of economic and spatial inequality in South Africa is aggravated by the lack of adequately trained urban planning professionals. This is an even greater constraint at the local level, where a number of smaller municipalities lack planning capacity.

As South Africa moves towards 2030, the following interventions could be considered:

- development of different models of financing for human settlements;
- acceleration of informal settlement upgrading;
- development of indicators to track South Africa’s commitments with respect to SDG 11;
- improvement of overall integration and linkages of transport-related policies and programmes.

Box 12

Initiatives to improve urban planning

Breaking New Ground (BNG)

BNG is a comprehensive plan for the sustainable development of human settlements. The National Government is expected to create an enabling environment for social housing through the development of policy and the enactment of legislation, and is mainly responsible for providing the regulatory and legislative framework and funding for social housing programmes. The Provincial Government is responsible for consumer protection and should ensure fairness, equity and compliance with national and provincial norms and standards. It is expected to provide provincial legislation, capacitate the social housing framework, mediate conflicts and administer project capital grant funding. The local government should facilitate housing while encouraging new developments and projects, provide access to land and infrastructure, assist social housing institutions, and provide grant funding and access to bridging finance.

The Integrated Urban Development Framework (IUDF)

The IUDF is a policy framework for the reorganization of South African urban systems to make cities and towns more inclusive and resource-efficient, and good places to live, work, shop and play in, in line with the vision outlined in the National Development Plan (NDP). It aims to ensure spatial integration, improve access to services, and promote social and economic inclusion.

Innovation Partnership for Rural Development Programme (IPRDP)

The first phase of the European Union-funded initiative focused on harnessing technology and innovation to improve access to decent and appropriate basic services in rural areas. The pilot initiatives of the first phase supported access to off-grid water, sanitation and energy to improve the quality of life in, often marginalized, communities. The IPRDP also gave due consideration to building and enhancing the capacity of municipalities to embed science, technology and innovation in service delivery, and contributed to democratizing science, technology and innovation through concerted efforts to communicate in indigenous languages.

“

The local government should facilitate housing while encouraging new developments and projects, provide access to land and infrastructure, assist social housing institutions, and provide grant funding and access to bridging finance.”

12 RESPONSIBLE CONSUMPTION AND PRODUCTION



South Africa is committed to improving **sustainability** through increasing **recycling programs** and **substituting for scarce materials**.



South Africa developed a **framework for the promotion of sustainable development**.

A key aspect is the effort made in shifting away from **unsustainable patterns of consumption and production**, and the participation in the development of the **10YFP**.

The share of municipal waste that is recycled rose from **1.3%** in 2015 to **7.5%** in 2017.

Opportunities and Improvements



Initiatives to save energy



Major move towards cleaner production piloted and implemented through industry



Establishment of mechanisms for funding and sustainable procurement



Increase consumer protection and awareness

4.12

GOAL 12: ENSURE SUSTAINABLE CONSUMPTION AND PRODUCTION PATTERNS

Main Messages



South Africa is committed to improving sustainability by increasing recycling programmes and substituting for scarce materials.

Several innovative programmes have been initiated to explore the potential for recycling, some involving advanced technology. However, strict adherence to implementation becomes critical.

The current situation

The country has shown progress in recycling; for example, the share of municipal waste recycled rose from 1.3 per cent in 2015 to 7.5 per cent in 2017. In 2016/2017, waste exchanges through Industrial Symbiosis in Gauteng (25 synergies) and KwaZulu-Natal (two synergies) reused 6,160 tonnes of waste destined for landfill, resulting in a savings of 8,800 tonnes of virgin resources (NCPC-SA, 2018). However, considerable resources are wasted. For example, Oelofse and Nahman (2013) estimate that generated food waste (the edible portion) in South Africa is around 30 per cent of local production.

The policy framework

South Africa is party to multilateral environmental treaties, protocols and conventions, and national and sectoral legislation, policies and strategies have, to different degrees, incorporated sustainability principles. Nevertheless, there is still a need for a national sustainable development strategy and vision that connects these principles across sectors to cover all production and consumption patterns.

The 2008 Waste Act and the 2010 National Waste Management Strategy (NWMS) are designed to enforce the Department of Environmental Affairs' (DEA) constitutional obligation to ensure a safe and healthy environment. South Africa joined the 10-Year Framework Programme on Sustainable Consumption and Production through the DEA. Since then,

“

There is still a need for a national sustainable development strategy and vision that connects these principles across sectors to cover all production and consumption patterns”

“
The challenge
is therefore
to find the
triggers that
will encourage
consumers to
start recycling
and then put
measures
into place
to support
ongoing
recycling
behaviour.”

the DEA has been actively involved in serving as the National Focal Point, in conjunction with DTI and numerous stakeholders. Key progress made by South Africa on the 10-Year Framework Programme include:

- the development of policy and legislation;
- initiatives to save energy;
- enabling environments for renewable energy;
- major moves towards cleaner production piloted and implemented through industry;
- establishment of mechanisms for funding and sustainable procurement;
- increased consumer protection and awareness.

The Council of Scientific and Industrial Research (CSIR) completed its analysis of the National Household Waste Recycling Behaviour Survey for South Africa in 2015. This included survey data on packaging waste behaviour of 3,620 households and on food waste of 1,720 households in Gauteng. Comparing the results with the 2010 survey yields insight into trends in recycling behaviour. The percentage of dedicated recycling households in large urban areas almost doubled from 2010 to 2015, but remained at only 7.2 per cent. The share of dedicated recycling households in smaller towns and rural areas was only 2.6 per cent. Of the four recyclables surveyed (plastic, paper, glass and metal), plastic showed the largest increase in the percentage of households that recycle it, followed by glass and metal; paper showed the smallest increase. The data also suggest that it is easier for recycling households to increase their recycling (in terms of the quantity or diversity of recyclables) than for non-recycling households to start recycling. The challenge is therefore to find the triggers that will encourage consumers to start recycling and then put measures into place to support ongoing recycling behaviour.

Various innovative programmes have been undertaken to improve the sustainability of production:

- (i) The Industry and Environment Directorate within the DST is supporting the Bio-refinery Reference Daily Intake programme, which is aimed at the production of materials and chemicals through the sustainable exploitation of biological resources. The programme includes a number of projects using new and improved biorefinery value chains from lignocellulosic feedstock, waste residues and other agricultural raw materials, and various biomass resource streams.
- (ii) The 2017 Operation Phakisa Lab on the Chemical and Waste Economy aimed to support the South African economy and create jobs while reducing its environmental footprint. The overall goal was to investigate how the contribution of the chemicals and waste economy can be increased to reach the MTSF and the NDP targets, and promote job creation while reducing the negative environmental and health impacts of chemicals and waste.
- (iii) The Working for Waste programme is a preventative measure to ensure that both social and ecological sustainability are achieved through the implementation of sustainable waste management practices.

The Government emphasizes the use of procurement as a tool for environmental policy. However, eligibility for this kind of procurement depends only on the nature of the products, while it would be more effective also to take into account whether contractors employ environmentally sound practices (Bolton, 2008).

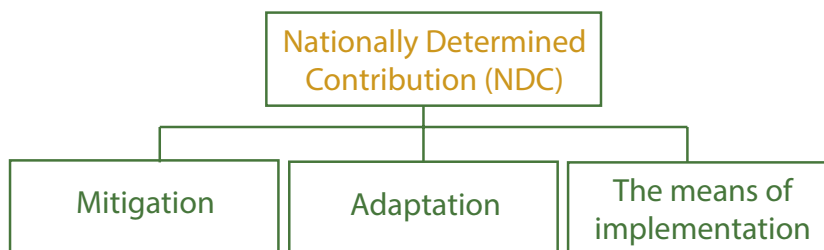
The main limitation faced by South Africa in reporting progress on SDG12 targets is a general lack of data. For most targets, there are no accurate primary data to measure progress over time. National data indicating progress are available for reporting only on indicators 12.2.2 and 12.4.1D. Also, there is no established methodology for indicator 12.2.1 (UNSD, 2018), despite well documented and established methodologies for life cycle assessments (LCAs) of specific materials.

13 CLIMATE ACTION



South Africa is taking a lead role in efforts to **measure climate change** and **limit carbon emissions**.

The **average temperature** has **increased** in South Africa in each of the last eight decades.



Opportunities and Improvements



The overarching climate change policy that will help South Africa attain its emission reduction objectives/NDC is the **post-2020 mitigation system**

Challenges

It is necessary to reduce the rise in **GHG emissions** and **decarbonise** the electricity sector



4.13

GOAL 13: TAKE URGENT ACTION TO COMBAT CLIMATE CHANGE AND ITS IMPACTS

Main Messages



South Africa is taking a lead role in efforts to measure climate change and limit carbon emissions. Strategies have been adopted at the national, provincial and local levels to mitigate and adapt to the impact of climate change.

However, the rising wave of climate change impact is complicating government efforts to respond to socio-economic challenges such as poverty, inequality and unemployment.

The current situation

The average temperature increased in South Africa in each of the last eight decades, and in 2017, it was predicted to increase twice as fast as temperatures in the rest of the world (Nkanhjeni, 2018).

The climatic zones across the country are shifting, ecosystems and landscapes are being degraded, and our terrestrial and marine systems are being overstressed. The recurring heatwaves and droughts are evidence of the daunting challenges of climate change. Climate changes are manifesting in a number of ways, including impacts of increased evaporation and changing temperatures on aquatic systems, with serious impacts on food and water security in the country.

The water crisis in Cape Town and the cyclone in Kwa-Zulu Natal, which led to 70 fatalities, are recent examples that show that the impact of climate change is real. Severely affected people (including people in informal settlements, peasant farmers and the unemployed) do not have the capacity to cope with the effects of climate change and are more likely to experience inter-generational poverty.

South Africa is committed to implement its Intended Nationally Determined Contributions action plans to reduce its greenhouse gas emissions; we have enacted legislations and put policies in place to implement our international obligations such as the National Environmental Management Air Quality Act, the Carbon Tax Act and the Draft National Climate Change Adaptation Strategy recently launched. Efforts to establish the Inter-Ministerial Committee

“Climate changes are manifesting in a number of ways, including impacts of increased evaporation and changing temperatures on aquatic systems, with serious impacts on food and water security in the country.”

on Climate Change,²³ promulgate the Climate Change Bill and promote renewable energy are key in our agenda.

South Africa's National Climate Change Response White Paper (NCCRWP) and the initiation of the Climate Change Action Report in 2016 and its subsequent publications are indications of the Government's commitment to effective monitoring and evaluation of progress towards abating climate change impacts in South Africa.

Addressing the current 85 per cent energy production based on fossil fuel, over-centralization of power generation and unsustainable land use remain critical to accelerating progress. The initiation of consultations and actions around an effective transition to sustainable practice is central to achieving this goal in South Africa.

The policy framework

South Africa continues to engage in efforts to fully operationalize the Paris Agreement and to raise the level of ambition, both at the international and national levels. South Africa, together with Rwanda and Nigeria, launched the African Alliance on the Circular Economy at the 23rd United Nations Framework Convention on Climate Change (UNFCCC) Conference of Parties (CoP23) in Germany in November 2017. South Africa submitted its Nationally Determined Contribution (NDC) to the international community, which consists of three distinct components: (i) mitigation; (ii) adaptation; and (iii) the means of implementation statement. The NDC builds on South Africa's 2009 emission reduction pledge and presents an emission reduction trajectory range for 2025 and 2030.

In addition to operationalizing global efforts at the country level, South Africa convened a Talanoa Dialogue in August 2018. The Talanoa Dialogue is the first of these multilateral dialogues ahead of the full operationalization of the Paris Agreement from 2020. As such, it is an important opportunity for South Africa and other Parties to demonstrate their unwavering commitment to the Paris Agreement.

The South African NDC sets a number of national adaptation goals, including to develop a national adaptation strategy and plan, to strengthen institutional capacity for addressing adaptation at all levels, and to develop a national early warning system, among others.

South Africa has implemented a comprehensive set of strategies, policies and sector plans within key sectors of the economy in order to reduce greenhouse gas (GHG) emissions, which include, among others, the Integrated Resource Plan (IRP), the Energy Efficiency Strategy, the Industrial Policy Action Plan (IPAP), the Green Transport Strategy (GTS), the Climate Change Adaptation and Mitigation Plan (CCAMP) for the South African Agricultural and Forestry Sectors, and the National Waste Management Strategy.

The DEA has undertaken vulnerability assessments across the nine provinces to determine climate risk, with the view to develop appropriate responses. Provincial response plans have been developed to outline adaptation options tailored to provincial needs. The Local Government Support Programme has helped 44 district municipalities to develop risk and vulnerability assessments and response plans. The Government is also active in measuring the impact of climate change on the national environment (Box 13).

²³ In implementing the mandates of the Committee, the Presidency and the National Planning Commission are responsible for monitoring and evaluating implementation, Stats SA for providing data and statistics, the DEA for ensuring legislative and policy development as well as enforcement, while UNDP provides international oversight.

Box 13

New advances in measuring the impact of climate change


The South African Environmental Observation Network (SAEON) is continuing its ocean and terrestrial measurements of the impact of climate change, with plans to improve the integration of these two measurements and to develop empirical algorithms for seamless carbon accounting products. To this end, a comprehensive five-year research plan integrating terrestrial and ocean carbon measurements into the Integrated Carbon Observatory Network has been implemented.

The ocean component completed the 8th year of ship-based carbon dioxide measurement, with the glider platform completing its fifth year. The Council of Scientific and Industrial Research (CSIR) contributed its second batch of quality controlled datasets through the Surface Ocean CO₂ Atlas (SOCAT), which positions the organization among the leading research institutions in the world on carbon biogeochemistry. Significant progress has been made on the development of the first African-based Earth System Model, the Variable-resolution Earth System Model (VRESM) at the CSIR, and its application in order to study climate change over Africa and the Southern Ocean.

On the terrestrial side, extensive simulations exploring the most important parameters for describing the physiology of plant functional types occurring in the African savannahs were successfully performed, and the key parameters identified. The first global simulations with the Community Atmosphere Biosphere Land Exchange (CABLE) system coupled to the CASA-CNP model, which simulates the carbon-nitrogen phosphorous cycle, has also been performed—a key step to preparing the VRESM for its application in the Intergovernmental Panel on Climate Change.

In moving forward, we are committed to work with our social, private and international partners to develop a comprehensive plan to transit to a renewable energy economy, strengthen the local legislative environment and capacity, complete and implement the National Climate Change Adaptation Strategy, scale up budgetary allocations to climate change actions, and strengthen our early warning and disaster risk management systems. Strengthening coordination of climate change action is key. In this regard, mainstreaming climate change actions across departments and agencies of government, and also in partnership with our social and private partners remain critical.

14 LIFE BELOW WATER



The South African legal and policy framework emphasizes the importance of the **sustainability of marine resources**.

Opportunities




Advanced technology is being employed to study marine environments and enforce regulations promoting sustainability.



Marine and coastal resources are further identified as important to the development of an integrated and inclusive rural economy.

Challenges

A key challenge faced by the NSSD was **assigning value to natural resources and ecosystems** that would generate **financial resources** to support biodiversity conservation over the medium term



4.14

GOAL 14: CONSERVE AND SUSTAINABLY USE THE OCEANS, SEAS AND MARINE RESOURCES FOR SUSTAINABLE DEVELOPMENT

Main Messages



The legislative and policy framework emphasizes the importance of the sustainability of marine resources.

Advanced technology is being employed to study marine environments and enforce regulations promoting sustainability.

The current situation

The 25-year Review of South Africa indicates that the recent changes in the Maritime Policy, aimed at leveraging these opportunities, addresses issues such as transport costs efficiencies, the lack of an established merchant fleet, and the country's relatively weak import and export trade, as well as growing employment opportunities in the sector. The launch of Operation Phakisa for the Oceans Economy in 2014 has provided impetus in expanding maritime transport in South Africa, with the inclusion of smaller ports such as Port Nolloth and Port St Johns in the larger and integrated Maritime and Oceans Economy Plan.

According to the Operation Phakisa programme, aquaculture underlines the high growth potential of South Africa's aquaculture sector due to increasing demand for fish. While it contributes to almost half of global fish supply, it contributes less than 1 per cent of the country's fish supply. The sector offers significant potential for rural development, especially for marginalized coastal communities.

Eight initiatives were identified to spur the growth of the sector, one of which will address the section and implementation of 24 projects across South Africa. These projects are expected to grow the aquaculture's revenue from about half a billion rands to almost 1.4 billion rands.

“

Eight initiatives were identified to spur the growth of the sector, one of which will address the section and implementation of 24 projects across South Africa.”

The policy framework

Section 24 of the Constitution guarantees a healthy environment to all South Africans. This constitutional mandate is directly linked to SDG 14, conserve and sustainably use the oceans, seas and marine resources, in: (i) preventing pollution and ecological degradation; (ii) promoting conservation; and (iii) securing ecologically sustainable development and use of natural resources while promoting economic and social development.

Ecosystem protection (including marine and coastal ecosystems) is one of the guiding principles of the NDP, which cites the dangers of ocean acidification and the depletion of fish stocks. Marine and coastal resources are further identified as important to the development of an integrated and inclusive rural economy.

Following the formulation of the National Framework for Sustainable Development (NFSD), South Africa approved the 2012–2014 National Strategy for Sustainable Development and Action Plan (NSSD 1). The Plan emphasizes the strategic importance of enhancing monitoring and reporting systems for improved environmental performance (Montmasson-Clair and du Plooy, 2012:4). Consistent with SDG 14, NSSD 1 also emphasizes the importance of valuing, protecting and enhancing environmental assets and natural resources (including coastal and marine environments). However, a key challenge faced by the NSSD was assigning value to natural resources and ecosystems that would generate financial resources to support biodiversity conservation over the medium term (Republic of South Africa, 2014: 35).

Data challenges limit South Africa's ability to report formally on most of the SDG 14 targets. However, oceans and coasts are overseen by a comprehensive and progressive policy and legal framework that supports achievement of the Goal, and several programmes are having an impact on progress. Government policies and rules, such as fishing regulations, are helping to preserve life under water. The Government has introduced the concept of the blue/marine economy, which has the potential to boost economic growth and job creation, and fosters infrastructural development, as enshrined in the provisions of Operation Phakisa. Advanced technology is being used to study marine environments and help enforce regulations designed to preserve sustainability:

- a) A system to detect harmful algal blooms through remote sensing, making use of the detection of fluorescence and deriving chlorophyll in ocean water, was released to public sector and some aquaculture users to facilitate quick reactions to algae threats. Research chairs were established at the South African Institute for Aquatic Biodiversity (SAIAB) and the South African Environmental Observation Network (SAEON) to study ocean and land environments, respectively.
- b) The South African National Space Agency (SANSA) contracted the French South African Institute of Technology at the Cape Peninsula University of Technology to develop, fabricate, test and launch a nano-satellite, ZACUBE-2, which is a precursor mission for a constellation of nine 3U cubesats that will be used to monitor illegal fishing in South African oceans. The main payload of the mission is an automatic identification system/very high frequency (VHF) data exchange system sensor. The ZACUBE-2 Mission is part of a grant award received from the DST and will also have an imager that will be used for remote sensing.
- c) The Department of Agriculture, Forestry and Fisheries (DAFF) receives a daily report from the vessel tracking decision-support tool on all fishing vessels detected in South African waters, including the identification of ships and their most recent positional information, following which further investigation may then be taken. The system was used to provide evidence for a specific event in which three vessels moving illegally through South Africa's Exclusive Economic Zone were stopped and found to have 600 tonnes of squid on board (worth approximately R70 million). The DAFF Fisheries Compliance Department will have an Oceans and Coasts Information System Vessel Tracking Decision Support Tool installed in their control centre to assist operators with monitoring compliance with fishing regulations, including the detection of potential illegal fishing in South African waters.

15 LIFE ON LAND



Laws and regulations promote the sustainable use of land resources. However, a substantial share of land is **degraded**, and forest cover appears to be **declining**.

Opportunities and Improvements

Manage **uncertainty, risk and climate change** through dynamic planning



As of 2018, **42%** of South Africa's mountain ecosystems are well protected



One of the key objectives is to stimulate **science-policy dialogue on the importance of SDG interactions and prioritisation for policy-making and implementation**



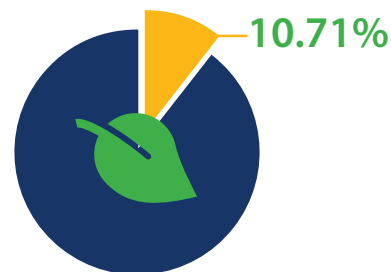
Challenges

Redressing legacies of inequitable ownership and land distribution, spatial mismatches in land management **and** unsustainable land practices.



Undermine

South Africa's ability to sustainably manage and conserve land resources and ecosystems in a way that promotes fair and equitable sharing of the benefits.



South Africa's 2018 report to the UNCCD shows that **10.71%** of the country's land is degraded.

4.15

GOAL 15: PROTECT, RESTORE AND PROMOTE SUSTAINABLE USE OF TERRESTRIAL ECOSYSTEMS, SUSTAINABLY MANAGE FORESTS, COMBAT DESERTIFICATION, AND HALT AND REVERSE LAND DEGRADATION AND HALT BIODIVERSITY LOSS

Main Messages



Although there are policies and laws to promote the sustainable use of land resources, a substantial share of land is degraded, and forest cover appears to be declining.

More data is being generated to monitor changes in land resources and biodiversity.

The current situation

Progress in the preservation of terrestrial environmental resources has been mixed:

- ✓ An indicator of the extent of natural forest, Albany thicket and savannah ecosystems shows general decline in forest coverage in South Africa from 1990 to 2014, but more recent data are not available.
- ✓ The indigenous (natural) forest biome constitutes less than 1 per cent of South Africa's land area, since the country is too arid to support natural forest ecosystems (DAFF, 2009: 6).
- ✓ South Africa's progress, using the domestic measure of the percentage forest ecosystem extent, shows that, as of 2018, it had 36 per cent of its natural forest biome under formal protection, reflecting the focus on natural forests in conservation legislation and management. By contrast, only 13 per cent of savannah biome and 2 per cent of its Albany Thicket biome are under formal protection. Since 2010, natural savannah has enjoyed a 4 per cent increase in protection and Albany thicket, a 1 per cent increase.
- ✓ South Africa's 2018 report to the United Nations Convention to Combat Desertification (UNCCD) shows that 10.71 per cent of the country's land is degraded.
- ✓ As of 2018, 42 per cent of South Africa's mountain ecosystems are well protected, a 1 per cent increase since 2010. The remaining 58 per cent of the mountain ecosystem types have varying degrees of protection. The overall progress towards protecting mountain ecosystems is positive.

“

South Africa's progress... shows that, as of 2018, it had 36 per cent of its natural forest biome under formal protection, reflecting the focus on natural forests in conservation legislation and management.”

The policy framework

South Africa's national policy and strategic context has provided a solid foundation for supporting environmental sustainability. Legislation and national policies have prioritized sustainable development as a guiding principle. The NDP acknowledges that human wellbeing is dependent on the health of the planet and that South Africa will need clear long-term development strategies to sustainably manage natural endowments (RSA, 2011). The DEA is championing programmes to restore and rehabilitate degraded land,²⁴ and to improve ecosystem performance that will generally lead to carbon sequestration, better water yields and improved quality. Over four years, DEA's environmental programmes rehabilitated 190 wetlands, rehabilitated or restored over 100,000 ha of land, trained 1648 environmental monitors, and treated over 762,000 ha to eliminate invasive plants. Land restoration will improve natural species diversity and catchment stability as well as agricultural productivity.

The focus of the biodiversity and conservation programme is on the regulation and management of all biodiversity, heritage and conservation matters. The aim is to ensure equitable and sustainable use, conservation, management, and where necessary, the restoration of this resource base, and to mitigate threats to resources. Biodiversity richness is one of South Africa's important natural assets, a basis for sustainable and inclusive socio-economic development. An example of the importance of biodiversity and its potential contribution to growth can be seen in the cooperation between indigenous groups and a pharmaceutical company in the development of Zembrin® (Box 14).

In many ways, South Africa's approach is advanced in global terms with respect to the protection of ecosystems and integration of biodiversity in planning and capacity building. Continuing the interventions will require dedicated resources for implementation, supported by improvements in the availability of the data.

The National Biodiversity Economy Strategy aims to promote a new generation of partnerships between protected areas, the private sector and communities. The 3rd Biodiversity Economy Indaba (BEI) ended with pledges by stakeholders in the wildlife, bioprospecting/biotrade and eco-tourism sectors to ensure greater inclusivity and transformation. While South Africa lacks the data to report on Key Biodiversity Areas, efforts are underway, together with the South African National Biodiversity Institute (SANBI) and BirdLife South Africa, to create a key biodiversity areas (KBA) spatial dataset (Khatieb, 2019).

Climate change presents a key challenge to the biodiversity that supports forests. Climate projections indicate that it is likely that, in the future, many forest areas will experience increasing pressures due to changing moisture patterns and increased fire risks. Since the exact climate distributions are difficult to predict (DEA, 2013: 24), South Africa will need to think dynamically about future reporting and planning. Box 15 describes two innovative projects to improve sustainability.

²⁴ Degraded land is land that has lost some degree of its natural productivity due to various forces, including extreme weather conditions (particularly drought) and human activities that pollute or degrade the quality of soils and thus the usefulness of the land.

Box 14

Sceletium case study

HG&H Pharmaceuticals (Pty) Ltd. is a local innovative pharmaceutical and natural ingredients company that focuses on the discovery, research and development of evidence-based natural medicines and dietary ingredients for common mental health and wellness conditions.

- A bioprospecting permit was awarded to HG&H Pharmaceuticals (Pty) Ltd. by the Department of Environmental Affairs (DEA) to commercialize the medicinal properties of *Sceletium tortuosum*, also known as Kanna.
- The company acknowledged the fundamental role that indigenous knowledge played in discovering this product, and entered into a landmark benefit-sharing agreement with the San Raad van Suid Afrika (San Council of South Africa) jointly with the Paulshoek and the Nourivier communities. This agreement marked South Africa's first prior informed consent benefit-sharing agreement with an indigenous community for the commercialization of an indigenous medicinal plant since the entry into force of the Bioprospecting, Access and Benefit Sharing (BABS) Regulations, which gave effect to chapter 6 of the National Environmental Management Biodiversity Act. The company conducted research and development on the Kanna and developed a quality-based extract called Zembrin®, which has mood-enhancing, anxiety-reducing and cognitive function-enhancing properties that can benefit healthy people suffering from stress. Zembrin® is currently been marketed across the world, including in South Africa, the United States of America, Canada, Brazil, Malaysia and Japan. In Canada, Zembrin® has been approved for sale to "support cognitive function in adults".
- Since 2010, HG&H Pharmaceuticals (Pty) Ltd. has shared more than ZAR5 million in financial benefits with the community. The pharmaceutical company shares 6 per cent of all income from Zembrin® with the South African San Communities, which, in turn, allocate 50 per cent of their share to the villagers of Paulshoek and Nourivier in the Namaqualand region of the Northern Cape Province. It is in these communities that the ethnobotanical research was conducted. As a result, Zembrin® is the only *Sceletium* product to carry the logo of its indigenous beneficiaries, the San Raad van Suid Afrika.
- Further, HG&H Pharmaceuticals (Pty) Ltd., through its partnership, has established massive cultivation and processing plants in Mpumalanga and Limpopo provinces.

This project has created employment opportunities across the value chain. During the annual cultivation and handling of this crop, approximately 30 people are employed in the process, most of whom are women.

Box 15

Using technology to improve sustainability

The joint Deutsche Gesellschaft für Internationale Zusammenarbeit GmbH (GIZ) and Department of Environmental Affairs (DEA) Carbon Sink Atlas project has been completed. Locally calibrated and validated earth observation (EO) products (including leaf area index, tree cover and biomass) were generated by the EO group and added to the Carbon Sink Atlas to demonstrate the potential for improvements (in terms of lower errors and more detailed measurement) in the assessment of national carbon stocks and fluxes. Phase 2 of the shale gas strategic environmental assessment has been completed, and four research chairs funded at the National Research Fund (NRF) Centres of Excellence National Research Facility: the South African Environmental Observation Network (SAEON).

The Industrial Bio-economy Directorate within the Department of Science and Technology (DST) is currently supporting the Forest Molecular Genetics programme based at the University of Pretoria. The aim of the programme is to develop a Centre for Tree Genomics and Biotechnology research in South Africa with a focus on the genetic control of woody biomass traits for fibre, bioenergy and biomaterials production.

Preventing the poaching and trafficking of protected species remains a challenge. Although rhinos are the focus of international anti-poaching efforts, they constitute the highest share of the proportion of the country's illegal wildlife trade (DEA, 2016). Research by Gonzales on the Kruger National Park shows that improved surveillance and response capabilities in conjunction with ranger efforts led to a decline in poaching in 2016, but the number of attempted incursions detected increased dramatically (2017: 14).

In 2018, SANBI reported on South Africa's status with regard to alien species control. The report highlights the evaluation of alien species control strategies as a critical area lacking in the country. It finds that a robust assessment of the effectiveness of control measures is not possible due to the lack of monitoring of the outcomes of control measures (Van Wilken and Wilson, 2018: xi).

Ongoing efforts between the South African Government, Stats SA and SANBI are critical to improving the country's reporting capability on SDG 15. Greater efforts need to be made to ensure both effective implementation of government interventions and the collection of relevant, integrated data for tracking progress.

Critical issues going forward are as follows:

- ✓ National reporting has historically omitted ecosystems and biodiversity. Unless the new era of medium-term strategic planning that is underway takes care of this gap, the current MTSF and the Programme of Action (POA) largely exclude ecosystem and biodiversity evaluations.
- ✓ South Africa's data management systems are historically devolved to various government departments, each with their own data systems, resulting in a legacy of 'silo' reporting.

- ✓ Legacies of inequitable ownership and land distribution, spatial mismatches in land management and unsustainable land practices (DEA, 2006: 88) undermine South Africa's ability to sustainably manage land resources and ecosystems in a way that promotes fair and equitable sharing of the benefits. Ensuring that the targets of SDG 15 are aligned with the needs of communities, particularly those most at risk of land degradation such as in rural and climate-vulnerable areas, is a priority across South Africa.

16 PEACE, JUSTICE AND STRONG INSTITUTIONS



Some progress has been made in **reducing violent crime** and in **restoring faith in law enforcement**, but more work needs to be done, and citizens need more access to **government information**.



World class legal aid system

Legal aid enables **access** to justice to ensure that no person will go unrepresented through the criminal justice system because they are unable to afford legal representation. This model is studied and implemented by many other countries.



The National Action Plan to **Combat Racism, Racial Discrimination, Xenophobia and Related Intolerance** was adopted in March 2019

Opportunities and Improvements

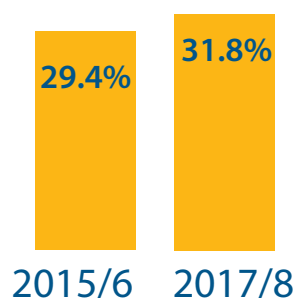


Release of more information to the public to increase **transparency** and **accountability**.



Formalise the collaboration between the **formal justice system** and **other institutions**.

The Confidence of Household Heads to Walk Alone at Night



Challenges

- Lack of **adequate resources** to support efforts by civil society and community-based organisations to realise **access to justice** for marginalised groups.
- **Gap** in meeting the demand for civil legal aid services and reaching all people who require civil legal aid.

4.16

GOAL 16: PROMOTE PEACEFUL AND INCLUSIVE SOCIETIES FOR SUSTAINABLE DEVELOPMENT, PROVIDE ACCESS TO JUSTICE FOR ALL, AND BUILD EFFECTIVE, ACCOUNTABLE AND INCLUSIVE INSTITUTIONS AT ALL LEVELS

Main Messages

South Africa has a world-class legal aid system that supports the representation of poor individuals in civil and criminal proceedings.



Some progress has been made in reducing violent crime and in restoring faith in law enforcement, but South Africa remains one of the most violent countries among those not affected by civil conflict.

Ensuring that citizens have access to government information remains a work in progress.

The current situation

South Africa has one of the strongest legal, institutional and policy frameworks for promoting inclusive societies. In addition to having one of the best legal aid systems globally, Chapter 9 of the 1996 Constitution mandated the establishment of state institutions to deepen constitutional democracy. The promulgation of the Promotion of Access to Information Act in 2001 has deepened access to public information relative to other developing countries. In fact, South Africa is one of the 24 African countries with constitutional and legislative frameworks that guarantee right of access to information. The current Administration's uncompromising attitudes to dealing with the effect of state capture in public enterprises is key to promoting an inclusive service delivery and a prosperous society.

South Africa has made some progress in reducing violence: from 2013/14 to 2017/18, the share of individuals who have experienced a home robbery fell from 1.59 per cent to 0.8 per cent; the share who have experienced an assault, from 0.88 per cent to 0.67 per cent; and the share who have experienced a robbery outside the home, from 0.81 per cent to 0.63 per cent (Stats SA, Victims of Crime Survey, 2017/18).

Nevertheless, violence in South Africa remains high. The 2016 South African Demographic and Health Survey (DHS) concludes that one in five women older than 18 has experienced physical violence while the Victims of Crime (VOC) Survey estimated that 138 per 100,000 women are raped.²⁵ The South African Police Services (SAPS) reported an increase in sexual

“

South Africa has one of the strongest legal, institutional and policy frameworks for promoting inclusive societies.”

²⁵ For DHS, see Stats SA (2016) and for VOC, see Stats SA (2018).

assaults and rape between 2017 and 2018, reaching 40,035 and 6,786, respectively.²⁶ The country is ranked 146th out of 163 countries in level of safety and security (Institute for Economics and Peace, 2018). The use of drugs is one of the drivers of partners violence, which should be one of the policy priorities of the Government in tackling this challenge.

Crime remains spatially concentrated. In 2018, only 2 per cent of police stations recorded 20 per cent of all murders in South Africa, and 13 per cent recorded 50 per cent of murders (Faull, 2018). Reporting of crimes per number of victims rose from 30.1 per 100,000 in 2011/12 to 35.8 per 100,000 in 2017/18, due to efforts to encourage people to do so and increased confidence in the legal system. The share of household heads who reported that they were confident in walking alone at night improved, from 29.4 per cent in 2016/17 to 31.8 per cent in 2017/18. Efforts to disaggregate this indicator by sex and age are ongoing and should be strengthened.

South Africa has also made some progress in some areas, including in: the incidence of rape brought to the attention of police per 100,000; the reduction in the percentage of school-attending children who experienced any physical punishment and/or psychological aggression at school in the past three years (from 11.4 per cent in 2015 to around 6.3 per cent in 2017); and the presence of independent national human rights institutions in compliance with the Paris principles.

The policy framework

South Africa is making progress in achieving SDG 16 within its borders; it plays a critical role in peacekeeping and conflict resolution, and assists other African countries in restoring democracy and respect for human rights. In January 2019, South Africa resumed its non-permanent membership in the United Nations Security Council (UNSC), where it is expecting to advance the African Agenda. In 2020, South Africa will be the Chair of the AU.

The cluster system, introduced as a result of the Intergovernmental Relations Framework Act, No. 13 of 2005, plays a key role in facilitating interdepartmental policies and programmes in meeting the goals of the NDP, including:

- ✓ Economic Sectors, Employment and Infrastructure Development (ESEID)
- ✓ Social Protection, Community and Human Development (SPCHD)
- ✓ Governance and Administration
- ✓ International Cooperation, Trade and Security (ICTS)
- ✓ Justice, Crime Prevention and Security (JCPS).

Translating these policies and programmes into concrete development impacts remain critical in accelerating the achievement of the SDGs in the country.

Recent policies that may contribute to meeting the SDG 16 targets are as follows:

- ✓ Action has been taken to restore the credibility of institutions such as the National Prosecuting Authority (NPA), the South African Revenue Service (SARS), the State Security Agency (SSA) and the South African Police Service (SAPS), including the appointment of a new National Director of Public Prosecutions (NDPP) to lead the revival of the NPA and to strengthen the fight against crime and corruption. Others include the South African Human Rights Commission and the Auditor-General.

²⁶ <https://pmg.org.za/page/SAPSCrimeStats>.

- ✓ Taming corruption is central to achieving all of the SDGs in South Africa. However, the focus should not only be on the Government; it is a societal problem that cuts across public and private sectors.
- ✓ The National Action Plan to Combat Racism, Racial Discrimination, Xenophobia and Related Intolerance was adopted in March 2019.
- ✓ South Africa has a world-class legal aid system, which is able to provide representation in criminal and civil matters as well as legal advice services (see Box 17). This model has been studied and implemented by many other countries. Legal aid enables access to justice by ensuring that no person will be unrepresented in a criminal trial due to lack of funds.
- ✓ Legal aid has also made great progress in providing civil legal assistance and legal advice focusing on protecting and defending the rights enshrined in the Constitution.
- ✓ SDG 16 Indicator 16.a.1 refers to the “existence of independent national human rights institutions in compliance with the Paris Principles”. South Africa fulfils this obligation in that the SAHRC has been accredited with the status of a National Human Rights Institution (NHRI) in terms of the Paris Principles.

The White Paper adopted by Cabinet in 2016 emphasizes the need for an integrated approach to safety, crime and violence prevention. It proposes a ‘whole of government’ and ‘whole of society’ approach, and reaffirms that building safer communities is a collective responsibility of both the Government and citizens in general. An implementation framework has been developed to assist the three spheres of government to work together in applying the White Paper.

Through the Civilian Secretariat for Police, the Government has also introduced policies that seek to address the barriers to justice facing vulnerable and marginalized groups. The policy on reducing barriers to reporting sexual offences and domestic violence aims to reduce the gap between reported and unreported incidents, and supports measures to enhance the delivery of services to victims. The Policy on the Management and Investigation of Serial Rape and Serial Murder was also developed to improve the policing of sexual crimes.

The Promotion of Access to Information Act of 2000 (PAIA) is comprehensive; it includes the right to access privately held information. However, there is some disconnect between what the legislation states and how it is implemented. The key implementation agency in access to information is the Information Regulator, but the Protection of Personal Information Act and the order powers of the Information Regulator relating to the PAIA are not yet in operation.

While many organizations and the Government are striving to counter racial and gender-based discrimination, there is some evidence that racial discrimination has increased since 2017. The Prevention and Combating of Hate Crimes and Hate Speech Bill is one of the efforts by the Department of Justice (DoJ) to fight discrimination (DoJ, 2019).

Another challenge is that some government departments are overly legalistic, demanding forms (as described in the regulations) to be filled even when inappropriate. This process limits access to information. Also, forms are available in English and Afrikaans only.

Other challenges include:

- ✓ the lack of adequate resources to support CSOs and community-based organizations (CBOs) in achieving access to justice for vulnerable and marginalized groups;
- ✓ the need for formal recognition of the activities of paralegals;

“While many organizations and the Government are striving to counter racial and gender-based discrimination, there is some evidence that racial discrimination has increased since 2017.”

- ✓ the removal of barriers to access to justice for vulnerable and marginalized groups in informal settlements or rural areas;
- ✓ the inability to meet the demand for civil legal aid services—an approach that would help is greater reliance on alternative dispute resolution mechanisms to settle legal disputes;
- ✓ the length of incarceration of detainees who are awaiting trial.

In the 2015/2016 financial year, Stats SA embarked on the mapping and scanning of the governance statistics sub-system in South Africa as part of a process of identifying and bridging data gaps related to governance statistics. This activity was accompanied by extensive local and international stakeholder consultations and occurred at the same time as the ratification and refinement of the United Nations Sustainable Development Agenda and AU Agenda 2063. The timing of the process enabled the team to benefit from best practices identified by the international community in the context of SDG indicators and reporting, especially in relation to SDG 16.

Within the context of limited resources and the need to bridge the data gap, a decision was made to convert the Victims of Crime Survey (VOCS) into the Governance Public Safety and Justice Survey (GPSJS). Given the broad range of issues that had to be covered by the survey, topics will be covered according to a three-year rotational cycle. Data collection for Year 1 (2018/2019) ended in March 2019, and the first report, which will cover issues regarding discrimination, access to justice, constitutional values and democratic expression, is due in July 2019. Given the importance of crime statistics in South Africa, the experience of victimization and reporting to the police will be included in all three reports. A short publication comparing victimization and reporting rates in the survey with crime rates reported to the police will be published during the two years that the questionnaire focuses on the coverage of aspects of governance not related to criminal justice. A more comprehensive report similar to the current VOCS statistical release will be produced every three years.

Proposed interventions going forward to 2030 are as follows:

- ✓ Dealing decisively with the effect of state capture in the country's vital public institutions should be a policy priority for the SoEs to effectively promote inclusive growth and development.
- ✓ The use of technology and partnerships with community advice officers could help litigants in resolving civil disputes. Promotion of e-governance across the national, provincial and local governments is pivotal to promoting accountable, transparent and responsive governance.
- ✓ Stakeholders should continue to work together to improve the efficiency of the justice system and build confidence in the rule of law and order.
- ✓ It is important to address the complete breakdown in confidence between the police and the community, since the police are failing to manage the high levels of violence in the society. A Community Policing Policy has been developed that seeks to reinforce the community policing approach in line with Sec 206(3) of the Constitution, which requires provinces to promote good relations between the police and the community. Community policing is an approach that recognizes the shared responsibility of police and the community in ensuring a safe and secure environment for all citizens.
- ✓ Coordination should be strengthened between government departments dealing with justice issues, for example, through structures such as the Public Dialogue Mechanism for the Open Government Partnership.

- ✓ Strong governance practices are necessary for decisions to be based on rules rather than individual whim, that policies are followed consistently across departments, and that adequate budget is provided for implementation.
- ✓ Stronger coordination is required among the Government, the private sector and civil society. There is a need to work on developing a relationship of trust across these groups.

With regard to access to information, the following interventions should be developed:

- ✓ The Information Regulator, which is the information commission for South Africa dealing with access to information and personal data, needs to work with the SAHRC to close the gaps in the handover of implementation of the law to the Regulator from the SAHRC.
- ✓ The Government should be more open and proactively publish its information, as well as attend to records management and the duty to record in order to improve the quality of information.
- ✓ More public education is needed to address the public's lack of awareness of the law.
- ✓ There is a need to raise awareness at all levels of government on the right to information.
- ✓ There is a need for education in key sectors, such as SAPS and Justice, which are crucial to exercising one's rights as a citizen.
- ✓ There is an urgent need for South Africa's good national legal framework to filter down to other levels of government, especially at the local level.
- ✓ There is a need to improve compliance with the Promotion of Access to Information Act:
 - There are long delays when requesting documentation that should be readily available for release.
 - Accountability would be strengthened by proactively making some documents public, without requiring that the filing an access to information request. The Equal Education Law Centre (EELC) made this argument with respect to school infrastructure plans and reports, and the Bisho High Court in July 2018 ordered the DBE to amend the infrastructure regulations to provide that plans be made public. Although the Constitutional Court endorsed this judgment in October 2018, the Minister has not informed the public of any efforts to comply with the order and amend the regulations.
 - Stats SA should continue to publish information in an accessible form, including continuously updated machine-readable data sets.
 - The Promotion of Access to Information Act of 2000 (PAIA) should be part of the curriculum of the National School of Governance.
 - Information should not be for the rich only: PAIA litigation does work but it is out of the reach of most citizens. The cost of seeking justice should be reduced, especially for vulnerable and marginalized groups.
 - There is need to develop feedback loops where the Government reports on progress.
- ✓ To increase reliance on informal arbitration processes, the Government should:
 - recognize, regulate and have a sustainability policy for community-based paralegals and other indigenous/home-grown community justice service providers, systems and structures;
 - ensure that the independence of paralegals as well as indigenous/home-grown justice systems is guaranteed through governance and accountability mechanisms, including self-regulation, where appropriate;

“
More public education is needed to address the public's lack of awareness of the law.

There is a need to raise awareness at all levels of government on the right to information.”

- provide adequate funding for community-based paralegals and indigenous/home-grown justice systems in their justice budgets;
- ensure that there is a unit in the Department of Justice (DoJ) that is focused on supporting community advice offices.

Box 16

Success stories in the legal sector

Legal Aid South Africa: Access to Justice

Legal Aid South Africa provides quality criminal and civil legal aid services, as well as legal advice services. In the past five years, 2014/15 to 2018/19, the organization has taken on a total of 1,902,251 new criminal matters and 274,782 new civil matters, and provided legal advice services to 1,565,890 clients. Therefore, access to justice has been provided to a total of 3,742,923 persons. Sound financial management resulted in Legal Aid South Africa receiving consecutive unqualified audits for the past 17 years.

The organization is also involved in strategic litigation, including class actions and major legal issues that involve, for example, an interpretation of the Constitution that may contribute to changes in laws or that may result in systemic changes in the interest of poor and vulnerable persons.

Contemporary human resources practices have resulted in the organization being accredited as a Top Employer for the past ten years, as well as a leader of the public sector category for the past four years.

Regulation and recognition of community-based paralegals

The Centre for the Advancement of Community Advice Offices of South Africa (CAOSA) has approached the Government of South Africa for the recognition and regulation of the Community Advice Office (CAO) sector. The Government has shown some willingness to participate in consultations towards the regulation of the sector and as well as to develop a policy to promote sustainability. Civil society organizations (CSOs) have been pushing for this form of collaboration with the Government since the 1990s.

Collaboration between the formal justice system and community justice institutions

In the peripheries of Pretoria North, a successful partnership has been established between the Ga-Rankuwa Magistrate Court and a Community Advice Office, located in Masolane, the Nets Advice Office. The partnership has resolved 90 per cent of the cases referred by the Magistrate Court to the *Nets Advice Office*. As a result of this partnership, other cases are directly referred from the Nets Advice Office to the Magistrate Court.

PART III

The Way Forward and Conclusion





The Way Forward

The success of the Government's programme towards achieving the SDGs will critically depend on the effectiveness of implementation arrangements and on defining an overall framework for the reform programme, monitoring and evaluation. Striking a balance between economic, social and environmental transformation is key to achieving the SDGs. This entails clarifying economic, social and environmental policies that help address the structural impediments in the economy.

South Africa has several opportunities that could effectively accelerate the SDGs implementation. The first is the federal structure of governance, which comprises 288 units²⁷ that could be leveraged for collective implementation of SDGs interventions simultaneously. The second is the existing financial, technological and physical infrastructure, which is an important accelerator of development, an instrument of regional integration and a tool of shared prosperity. The third is cultural diversity, which could be used to power social capital, synergy and cohesion. The fourth opportunity is the strong and sophisticated private sector; In promoting inclusive market, impact investment and public-private partnerships, devoid of political patronage, could unleash the power of partnership for accelerated progress. Fifth, the resources needed to achieve the SDGs are within reach. The strong commitment to improved governance by the current administration could increase the momentum to tackle corruption and illicit financial flows, expand resource mobilization, and attract private sector financing. Finally, South-South cooperation holds the key to leapfrogging development transformation without undergoing the associated challenges faced by countries such as Brazil, Russian Federation, India and China (BRIC). The BRIC countries, for instance, offer tremendous opportunities for South Africa. Promoting development exchanges between South Africa, the BRIC and the rest of the world could help accelerate the achievement of the SDGs.

A re-invigorated global economic architecture is needed to achieve the SDGs in the developing world. Without changes in the current socio-economic development model, the Global South will not sufficiently advance wellbeing. This requires a global partnership that is anchored on equal relationships, mutual accountability and adherence to agreed global norms, particularly trade agreements. Developing countries need policy and fiscal spaces to achieve the SDGs.


²⁷ This comprises one national, nine provinces and 278 local governments or municipalities.

5.1

IMPLEMENTATION

Goal 17: Strengthen the means of implementation and revitalize the global partnership for sustainable development

Main Messages



Effective implementation of measures to achieve the SDGs requires stronger global partnerships to garner increased resources and improved access to technology and good practices.

Global partnerships should be based on equal relationships, mutual accountability and adherence to agreed global norms, particularly trade agreements.

One of the major challenges facing the implementation of the SDGs is the lack of provisioning for and mobilizing of additional, adequate and predictable financial resources. This has not been provided for within the United Nations system and must be a priority of the commitments made in the context of the global partnership for development.

Effective domestic resource mobilization is essential for obtaining the financing required to achieve the SDGs. One area of importance for the continent and the country is to reduce illicit financial flows and the ensuing loss of tax revenues and domestic investment; in 2010–2014, the Government lost ZAR510 billion in tax revenues due to illicit flows (Open SDG Club South Africa, 2019). Multinational corporations should make their rightful contributions in the countries where their revenues are generated.

South Africa supports the view that financial flows for the implementation of the SDGs must be underpinned by an expanded and strengthened global partnership for development. The Third International Conference on Financing for Development (FfD3) of July 2015 provided a framework for the financing needs of developing countries, which was fundamentally aligned with the integrity of its statement on means of implementation (MOI). The MOI encompass financial resources and technology transfer for implementing sustainable and equitable development, as well as the appropriate structural reform of the international financial and trade systems, as upheld by the structure and content of the Monterrey Consensus.

Development partners should not only meet their current commitments, but also increase official development assistance, with binding timetables. This should not, however, replace other commitments made by developed countries to assist developing countries in attaining their sustainable development objectives. Public-private partnerships have an important role to play in mobilizing the necessary financial resources for sustainable development and in promoting poverty eradication.

Improved access to technology from developed countries is essential to implement the 2030 Agenda. South Africa has called for the early implementation of the global commitments towards the Technology Facilitation Mechanism (TFM) and the Addis Ababa Action Agenda (AAAA) on Financing for Development. The TFM is key to enhancing scientific cooperation, reducing the technology gap between developed and developing countries, and building local capacity in science, technology and industry.

South Africa participates in the Multi-Stakeholder Forum for Science, Technology and Innovation for the SDGs (STI Forum) held annually in New York as part of the TFM to discuss the role of science, technology and industry (STI) in the implementation of the SDGs.

South Africa proposed hosting the Multi-Stakeholder Forum at the continental level, which would be an opportunity for Africa to discuss STI for SDG implementation. It would also assist Africa in coordinating representation in the STI Forum, which is held annually, as well as in the United Nations Multi-Stakeholder Forum. The proposal was approved by INECA. South Africa has also been active in supporting collaborative research projects with other African countries to improve the use of technology in addressing the SDGs (Box 17).

Trade constitutes an essential component of the MOI. The achievement of the SDGs is contingent on countries living up to the expectations of the Doha Development Agenda. South Africa reaffirms the central role of the World Trade Organization (WTO) in today's global economy. The WTO provides the multilateral framework of rules governing international trade relations, an essential mechanism for preventing and resolving trade disputes, and a forum for addressing trade related issues that affect all WTO members.

South Africa remains firmly committed to a rules-based, transparent, non-discriminatory, open and inclusive multilateral trading system as embodied in the WTO. It reaffirms its commitment to ensure full implementation and enforcement of existing WTO rules and is determined to work together to further strengthen the WTO.

Box 17

South Africa's partnership activities in research

The African partnership portfolio has been particularly active, with 54 research and innovation projects jointly supported by the Department of Science and Technology (DST) and African partner governments during 2016/2017. The DST also supported 15 African Union (AU) and Southern African Development Community (SADC) initiatives in science, technology and industry (STI), allowing them to progress. The DST enabled an investment of ZAR388 million by several of its internal partners in other African countries' STI capacity. A diverse portfolio of bilateral and multilateral programmes coordinated by the DST during 2016/2017 provided South African researchers with opportunities to collaborate in joint knowledge-generation activities with 668 international partner organizations. This collaboration saw an investment of more than ZAR1.2 billion by the DST's international partners in support of collaboration with South Africa. These relationships and investments were invaluable in expanding and enriching South Africa's knowledge-generation outputs.


Strengthened and revitalized global partnerships are anchored on common but differentiated responsibilities between developed and developing countries, with developed countries taking the lead in facilitating finance, technical expertise and other practical mechanisms to assist in the implementation of the SDGs.

Managing partnerships entails building mutual understanding, fostering respect, focusing on solving a common challenge, and driving a productive relationship. In order for a partnership to have a lasting positive impact, it requires long-term stakeholder commitments, sustained funding, ongoing resourcing and consistency of personnel.

Partnerships present South Africa with an enormous opportunity, especially if they can strengthen its capacity to engage in and lead such efforts – delivering at both the global and country levels. Global partnerships should be established on the understanding that countries are not on the same levels of development and will for some time continue to experience different development trajectories, affected by factors such as instabilities in global markets and in certain regions of the world. Nevertheless, future global partnerships should shift away from the donor-recipient mindset towards true partnerships that benefit all partners fairly.

5.2 THE POLICY FRAMEWORK

Main Messages



Policy priorities, as revealed by budgetary allocations, emphasize reducing poverty and inequality, strengthening peace and justice, deepening quality education and infrastructure.

The new institutional mechanism should improve the Government's ability to ensure that policy priorities are reflected in budgetary allocations.

Capacity for managing synergies and trade-offs among the SDGs remains a critical priority.

Going forward, South Africa aims to operationalize the institutional mechanism established to manage the reform programme and to monitor progress towards achieving the SDGs. This mechanism should strengthen the coordination of activities to achieve the SDGs among all stakeholders, including the central government, provincial and local governments, the private sector and civil society. Stronger coordination is essential to improve the coherence and efficiency of all development resources, including budgetary expenditures, public sector loans, donor assistance and activities of the private sector and civil society. The institution will also act as a central point where information can be shared by all stakeholders on implementation of the SDGs. Improved monitoring and evaluation of progress towards the SDGs is necessary, which in some cases will require the generation of new data. Moreover, there is a need for South Africa to create greater awareness of the SDGs, especially at the

local government level. The lessons from the SDGs era is valuable. Strong partnerships among governments, the private sector and CSOs are critical to bringing the message of the SDGs to the people on the ground.

Establishing the institutional framework to manage the reform programme will improve the Government's ability to set spending priorities that are consistent with the goals of policymakers. A methodology has been developed to allocate spending as recorded in budget documents to the achievement of specific SDGs.²⁸ Considering the current allocation of spending by SDG provides a necessary first step in reallocating spending to be consistent with the development of the reform programme.

The SDGs that captured the most funding in fiscal year 2017/8 were *Promoting good governance, peace and justice* (SDG 16), *Reducing inequality* (SDG 10) and *Reducing poverty* (SDG 1) (Odusola and Niihau's, 2019). These three accounted for 42 per cent of spending on SDGs, followed by *Spending on education* (SDG 4), *infrastructure* (SDG 9) and *partnerships* (SDG 17) combined (Figure 12). This reflects the Government's deep commitment to ending poverty and addressing high levels of inequality (South Africa possibly being the most unequal country in the world), as well as the serious challenge to welfare and development posed by the high level of violence.

As mentioned above, and as argued by Odusola (2019), there is no silver bullet in addressing poverty and income inequality. It requires a combination of concerted actions and efforts cutting across macroeconomic (rapid growth and productivity enhancement), sectoral (reformed labour, industrial, agricultural, and education sectors) and microeconomic (including skills development, targeted and productive social protection and fighting corruption). This goes beyond focusing on the public sector: the private sector and the CSO all have roles to play.

Nevertheless, this allocation risks under-addressing other priorities including accelerator goals, such as *Investments in economic growth* (SDG 5), with 4 per cent of SDG-related spending, *Access to energy* (SDG 9), with 1 per cent, *Climate action* (SDG 13), with less than 1 per cent, and *Gender equality* (SDG 5), with less than 1 per cent.

The ability to manage synergies and trade-offs among the SDGs is critical. Identification of and investment in programmes with the potential to support progress in several goals could yield efficiencies in SDG-related spending. Currently, the skewed nature of SDG-related spending does not take advantage of available synergies that could be leveraged to achieve multiple goals at once. For example, tailored investments in SDGs 7 and 9 could simultaneously achieve other SDGs, especially 1, 2, 5, 6 and 8, using targeted spending mechanisms that conserve funds. Food programmes in schools could help reach poor children and encourage school attendance. Registering children born in public institutions could improve the coverage of child support programmes. And improvements to informal urban settlements could be planned so that sanitation, water and electricity connections are provided efficiently. Identifying such synergies will require building capacity in applied research. Trade-offs associated with strategic interventions remain critical, such as infrastructure development, green growth strategies and climate change mitigation particularly on how they affect displaced population and job losses. Building the needed capacity to manage synergies and trade-offs are crucial to accelerating progress on the SDGs.

Investment in applied research that helps to examine the intended and unintended impact of policy implementation is key to addressing shocks and vulnerability that have become norms

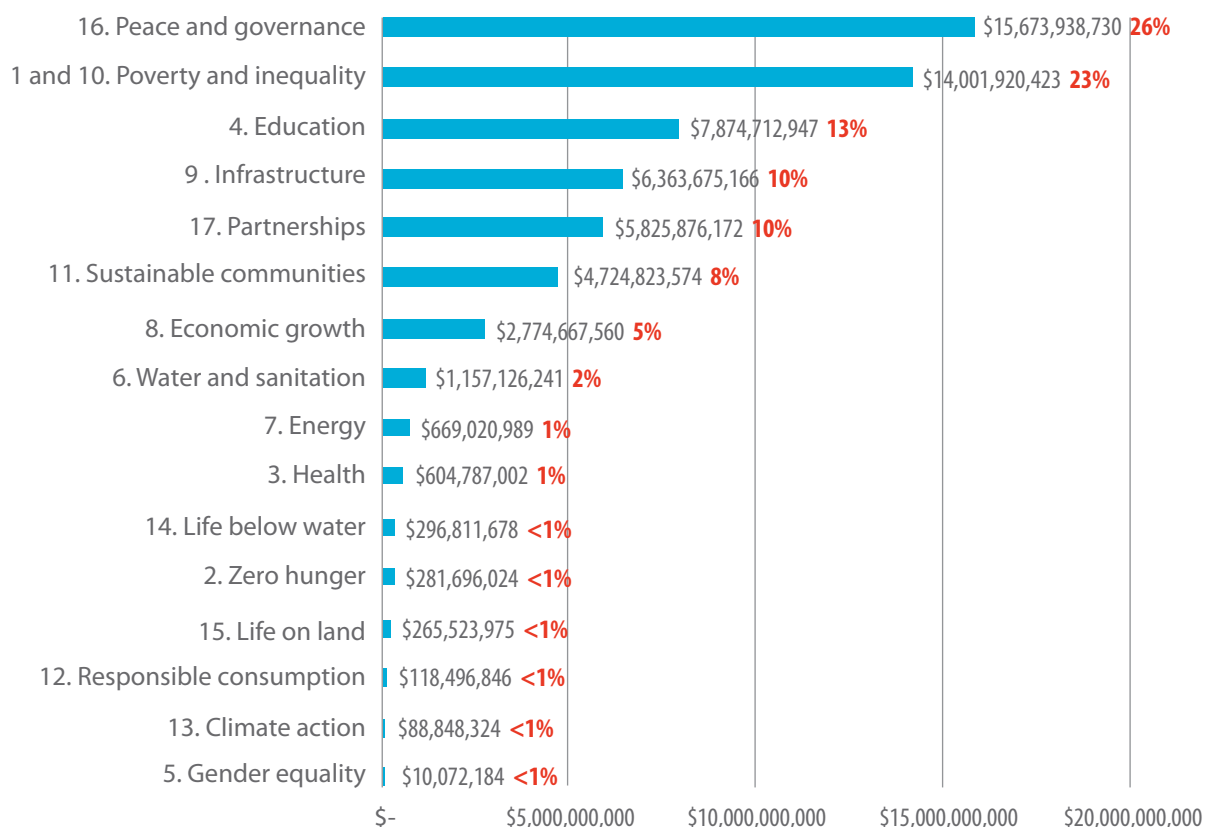
²⁸ Using the United Nations Tier Classification for Global SDG Indicators, each sub-programme within each vote of the 2018 South Africa National Budget was assigned an associated SDG (when appropriate) and an associated SDG target (when possible).

in managing SDGs interventions. Moreover, applied research that identifies key development multipliers and accelerators by stakeholders is pivotal.

Government spending on achieving SDGs 1 and 10 is increasing. Total spending on these SDGs rose from US\$11.2 billion in 2014/2015 to US\$14.0 billion in 2017/2018. The total increase of 25 per cent is very close to the 24 per cent increase in total spending on SDGs over this period. More broadly, the shares of spending on individual SDGs in the total changed little from 2014/15 to 2017/18. Only SDGs 4, 9 and 11 experienced a change in share that exceeded 0.5 percentage points, and in all cases, it was less than one percentage point. This is not surprising since there tends to be substantial inertia in government spending. What is perhaps more significant is that total spending on SDGs rose by about 6 per cent in real terms over this period, much more than the approximate 2.5 per cent increase in real GDP.

The highest financed programmes under SDG 10 involve social protection for the elderly, children and persons with disabilities, social security payments, social grants administration and foster care. The budget allocation for these top seven programmes accounts for over 96 per cent of all spending on SDG 10. Each of the programmes designed to address other populations, such as war veterans, substance abusers, persons living with HIV/AIDS, and asylum seekers, received less than 1 per cent of total funding on SDG 10.

Figure 12. Spending on SDGs reflects the importance of reducing poverty and inequality, and improving peace and governance.



Source: Odusola and Niihau's' (2019) computation from the 2018 South Africa National Budget.

Total spending on the SDGs is projected to rise by 26 per cent from 2017/18 to 2020/21. This would likely represent a further increase in real spending, given that inflation in South Africa has averaged around 5 per cent over the past few years. The largest increases in spending are on grants-in-aid (22 per cent), social protection for children (17.5 per cent) and services for substance abusers (10.4 per cent). In contrast, the programmes projected to undergo the largest percentage spending decline from 2017/18 to 202/21 include spending on war veterans (-24.2 per cent) and services for 'social relief of distress' (-12.1 per cent).

6

Conclusion

Main Messages



Developing strong alliances, collaboration and partnerships among stakeholders, including governments, private sector actors, civil society, academia and international development partners, is a game changer.

South Africa has made strides in implementing the development agenda since the dawn of democracy. Birth rates have declined significantly, and although mortality spiked, it also declined significantly. South Africa has entered a low population growth trajectory. Some benefits can be seen in the healthcare sector such as improved life expectancy, and decreased infant and under-five mortality. A total of 13.2 million out of 16.7 million households (79 per cent) are now living in formal housing; however, rapid urbanization and migration still result in continuing informal housing.

In improving service delivery, the Government has enhanced the pace of eradicating bucket toilets, in providing quality sanitation, access to clean safe water, and electricity. The government programmes have aimed to address the legacy of our apartheid past, through, for example, the provision of social safety nets, which have had a major impact on poverty and reducing hunger. The country has also seen dramatic improvements in provision of basic education and free education.

From 1994 to 2016, the South African economy grew on average 2.9 per cent annually, but growth has slowed significantly since then. The real size of the economy has risen from a GDP of ZAR1.6 trillion in 1994 to just over ZAR3 trillion in 2016. A longer-term view shows that between 1980 and 1994, the economy only grew 1.2 per cent a year with negative growth in GDP between 1990 and 1992. This indicates the remarkable efforts made to turn around the economy by the democratic government. In 1993, investment was 15 per cent of GDP, rising to 19.6 per cent by the end of 2016.

The Government and municipalities continue to invest significantly in service delivery-related infrastructure. Inflation has fallen from a peak of 18.7 per cent in 1986 to around 6 per cent currently. Without providing access to the world of work, the country is cognizant that inequality will continue to hinder the development trajectory and the current renewal process to which it is committed.

“
South Africa
has made
strides in
implementing
the
development
agenda since
the dawn of
democracy.”

South Africa is committed to adhering to the principles of coordination, coherence and impact, anchored on integrated implementation, and monitoring and evaluation in order to accelerate achievement of the SDGs.

This VNR traces the progress that South Africa has made in achieving the Vision 2030 Agenda. The 25 years since the end of apartheid have seen remarkable improvements in poverty, health, education and access to basic services. Nevertheless, daunting challenges remain. South Africa's position among the most unequal countries in the world is manifest across many aspects of society, including the sharp divide in the quality of education between the rich and the poor, high levels of poverty and unemployment among black Africans, the vulnerability of women to violence, and poor access to electricity, piped water and basic sanitation services among the 11 per cent of urban dwellers who live in informal settlements.

Many of the inequities that plague South Africa have their origins in apartheid. While the position of black Africans has improved over the past 25 years, their incomes remain well below that of other South Africans, and their levels of poverty much higher. Spatial patterns from the apartheid era, when townships were located far from economic centres, continue to separate poor South Africans from employment opportunities and require lengthy and costly commutes.

Slow growth in incomes has contributed to the failure to fully address the inequities of apartheid. While the Government has devoted a considerable share of the budget to social assistance (a higher per capita level than all but a few countries in the world) and the provision of free healthcare and education, slow growth in taxable incomes nevertheless limits the potential for increases in expenditures. Thus, the quality of education available to the poor is often low, and their access to education drops off sharply in the higher levels. Only 51 per cent of South Africans aged 19 to 21 graduated from high school, and South Africa's enrolment rate in tertiary education is lower than the average for lower middle-income countries. This not only perpetuates inequality, but also sharply limits the supply of skills, which, in conjunction with low expenditures on innovation and inadequate resources devoted to infrastructure, constrain innovation and productivity.

Some policies that would not require large expenditures would help boost growth. Completing the reforms of the 1990s to break up oligopolies in food processing, agricultural inputs, steel and energy would increase competition. Reducing barriers to entry, limiting the size and influence of SoEs, and easing constraints on the hiring and firing of workers would improve the efficiency of private firms and enable smaller, more innovative firms to break into markets that have previously been closed to them. Several steps also could be taken to improve the business climate and resolve uncertainty over government policies. Major issues include bringing forward the mineral resources law, resolving uncertainty concerning policies on intellectual property rights and land reform, and adopting simpler and more consistent regulatory requirements, for example, in the rules governing the BBBEE programme and import requirements.

Addressing the challenges headlong and frontally is key. There is an urgent need to develop the roadmap to monitor progress, and identify implementation bottlenecks and collectively address them. Developing strong alliances, collaboration and partnerships within and between governments, private sector actors, civil society, academia and international development partners is critical to solving complex development challenges together.

A focus on the individual SDGs should not ignore the interconnections between them. Pinpointing common themes can help to ensure that policy reforms address issues efficiently and consistently. First, South Africa has failed to address inappropriate spatial patterns that limit growth and impair welfare. Cities suffer from fragmentation, with poorer neighbourhoods far from centres of employment; large settlements that, due to location and informal legal status, are difficult to connect to basic services; and poorly integrated transit systems that do not provide smooth connections between bus and rail services and result in overserved and underserved communities. Addressing these issues requires greater and more efficiently planned infrastructure investment, the location of subsidized housing in leafy suburbs and urban centres, and policies that emphasize support and provision of legal rights to informal settlers.

Second, the sustainability of South Africa's use of natural resources is threatened on many fronts. Freshwater resources are declining and quality is deteriorating, in large part due to pressures from mining, intensive agriculture and urban sprawl. At the same time, due to high levels of leakages from poor maintenance, service providers are failing to capture income from 41 per cent of the water they supply. In addition to wasting precious resources, and in conjunction with poor revenue management, this erodes the financing needed to maintain and improve water services. Almost 11 per cent of South Africa's land has been degraded due to extreme weather conditions (particularly drought) and human activities. The country is likely to suffer disproportionately from some effects of climate change, as it is anticipated that the average temperature will increase twice as fast as temperatures in the rest of the world. It is important to view all programmes from the standpoint of their impact on sustainability.

Third, it is important to understand the extent to which the erosion of confidence in the legal system undermines the achievement of the SDGs in general. The high level of violence in South African society reduces confidence in one's personal security, erodes the trust between citizens and the police (and thus the effectiveness of enforcement), and threatens stability and growth. Women are particularly vulnerable, and greater efforts are required to understand the drivers of GBV and how victims can be identified and assisted. Confidence in the justice system also depends on speedy access to a fair trial. Here, progress has been made through efforts by South Africa's world-class legal aid system to extend representation to the poor. Increasing support for informal methods of resolving civil conflicts would enable the courts to allocate more resources to criminal justice. It is also necessary to address the lengthy periods that some accused persons suffer while awaiting trial.

Fourth, exploiting innovative technologies is critical to achieving the SDGs, which underlines the importance of experimentation and pilot projects to try out new approaches. One positive note for the future is the wide range of small projects, which could possibly be scaled up, based on technological solutions to urgent problems. Examples include: the development of advanced medical devices, diagnostics and vaccines to address communicable and non-communicable diseases; the transfer of innovative technology solutions to improve quality and outcomes in education; approaches to the provision of off-grid water, sanitation and energy in marginalized communities; the use of industrial symbiosis to reuse waste; construction of a carbon sink atlas to improve the measurement of national carbon stocks and fluxes; the development of hydrogen fuel cell technologies to generate clean energy; a manganese precursor pilot facility to produce materials for batteries; and advanced techniques to improve the study and enforcement of regulations for marine environments.

Fifth, there is an urgent need for the generation of data across sectors to better understand development challenges and improve monitoring of progress. A lack of appropriate data impairs policy formulation and the monitoring of progress in many policy areas, such as: the incidence of crime; the sustainability of marine resources; waste disposal and recycling; the extent to which affordability limits the use of energy and communications; the quality of groundwater, ecosystem and biodiversity evaluations; the quality and coverage of post-secondary education and training; and the incidence of human trafficking.

Finally, the generation of data is only productive if it is disseminated appropriately. Differences in data systems among government departments limit the ability to integrate information across the public sector. And despite laws mandating public disclosure, some departments resist providing information to the public. The involvement of all stakeholders in the identification of problems, the design of policies, programme execution, and monitoring and evaluation is essential to progress, but will be ineffective in the absence of sufficient information. This requires maintaining documents in accessible forms, efficient management of information across the public sector, speedy and accurate compliance with requests for information, and the proactive supply of information that is important for stakeholders to make informed decisions. The challenges facing achievement of the 2030 Agenda are daunting. As shown in this report, however, the Government has been willing to dedicate massive resources to reducing poverty, has made important strides in improving access to services, and has a strong tradition of experimenting with innovative technological approaches to addressing development problems. We are aware of the need to be guided by the principles of coordination, coherence and impact – anchored on integrated implementation, monitoring and evaluation. And we are confident that the strategic plans adopted to achieve the SDGs, in concert with stronger cooperation with all stakeholders, will have a dramatic impact on the lives of South Africans over the next decade.

REFERENCES

- African News Agency. 2018. “Eskom Expresses Pride on Improved Access to Electricity”, available from www.iol.co.za/news/south-africa/eskom-expresses-pride-on-improved-access-to-electricity-17259230
- Agricultural Research Council. 2015. Agricultural National Public Assets Annual Report.
- Artz, L. and D. Smythe. 2007a. Highly inconsistent responses to reported rape cases. Cape Town: University of Cape Town.
- _____. 2007b. LOSING GROUND? Making sense of attrition in rape cases. *SA Crime Quarterly*, Issue 22.
- Artz, L., D. Smythe and T. Leggett. 2004. Reflections on Integrated Rape Case Management. Institute of Criminology, University of Cape Town: South Africa.
- ASSAF (Academy of Science of South Africa). 2014. The State of Green Technologies in South Africa. Pretoria: Department of Science and Technology.
- Bhana, K., C. Lopes and D. Massawe. 2013. *Shelters Housing Women Who Have Experienced Abuse: policy, funding and practice*. Cape Town: Tshwaranang Legal Advocacy Centre and the Heinrich Böll Foundation.
- Bhorat, H., A. Hirsch, R. Kanbur and M. Ncube. 2014. Economic policy in South Africa past, present, and future. DPRU Working Paper 201401
- Bolton, P. 2008. Protecting the Environment through Public Procurement: The case of South Africa. *Natural Resources Forum: A United Nations Sustainable Development Journal*. Vol. 32:1: 1–10.
- Cassaza, A. and O. Chulu. 2016. Aligning the Sustainable Development Goals (SDGs) to the National Development Plan (NDP): Towards domestication of the SDGs in South Africa. UNDP.
- Cassim, F. 2015. The Political Economy Growth and Reform in South Africa: Some Lessons from India’s Licence Raj System. *The Journal of the Helen Suzman Foundation*, Issue 75.
- Combrinck, H. and L. Wakefield. 2009a. The Health and Health System of South Africa: Historical roots of current public health challenges. *Lancet*, 374 (9692): 817–834.
- _____. 2009b. Training for Police on the Domestic Violence Act: Research Report. Cape Town: Community Law Centre, University of Western Cape and Saartjie Baartman Centre, South Africa.
- DAFF (Department of Agriculture, Forestry and Fisheries). 2009. State of the Forests Report. Pretoria.
- DBE (Department of Basic Education). 2019. DBE website, available from www.education.gov.za
- DEA (Department of Environmental Affairs). 2013. Climate Change Adaptation Plans for South African Biomes. Pretoria.
- DEA (Department of Environmental Affairs) and South African National Energy Development Institute. n.d. Sustainability of Decentralised Renewable Energy Systems. Pretoria: Department of Environmental Affairs.
- DPME (Department of Planning, Monitoring and Evaluation). 2014. Twenty Year Review (1994–2014). Background Paper Environment and Sustainable Development. Pretoria.
- DPME (Department of Planning, Monitoring and Evaluation), Stats SA (Statistics South Africa) and World Bank. 2018. Overcoming Poverty and Inequality in South Africa, available from chrome-extension://oemmndcbldboiebfnladdacbfmadadm/http://www.statssa.gov.za/wp-content/themes/umkhanyakude/documents/South_Africa_Poverty_and_Inequality_Assessment_Report_2018.pdf
- DSD (Department of Social Development) and DAFF (Department of Agriculture, Forestry and Fisheries). 2014. The National Policy on Food and Nutrition Security for the Republic of South Africa.

- Department of Justice. 2018. The Prevention and Combating of Hate Crimes and Hate Speech Bill. Pretoria.
- Department of Transport. 2017a. Draft Revised White Paper on National Transport Policy.
- . 2017b. National Rail Policy Draft Paper.
- Department of Water and Sanitation. 2016. Strategic Overview of the Water Sector in South Africa.
- . 2017. Gaps Analysis Report.
- . 2018. Gaps Analysis Report.
- Economic Commission for Africa. 2003. Land Tenure Systems and Sustainable Development in Southern Africa. Southern Africa Office.
- European Environment Agency. 2019. Water Glossary, available from www.eea.europa.eu/themes/water/glossary
- Faull, A. 2018. South African live in contexts that prime them for violence-safety for children and women can change this. Institute for Security Studies, University of Cape Town.
- Finn, A. and M. Leibbrandt. 2017. The dynamics of poverty in South Africa. Version 3. Cape Town: SALDRU, UCT (SALDRU Working Paper No.174/ NIDS Discussion Paper 2016/1).
- Gonçalves, Duarte. 2017. Society and the rhino. A whole-of-society approach to wildlife crime in South Africa. *SA Crime Quarterly* (60): 9–18, available from <https://dx.doi.org/10.17159/2413-3108/2017/v0n60a1747>
- Greben, H., L. Burke and S. Szwczuk. 2009. Biogas, as a renewable energy source, produced during the anaerobic digestion of human waste, available from https://researchspace.csir.co.za/dspace/bitstream/handle/10204/3716/Greben_d1_2009.pdf?sequence=1&isAllowed=y
- Hames, MMP. 2006. Rights and Realities: Limits to women's rights and citizenship after 10 years of democracy in South Africa. *Third World Quarterly*, 27: 7: 1313–1327.
- Hames, MMP. 2016. Black Feminist Intellectual Activism: A transformative pedagogy at a South African university. PhD thesis. Cape Town, South Africa: University of Cape Town, available from https://open.uct.ac.za/bitstream/handle/11427/20364/thesis_hum_2016_hames_mary_margaret_philome.pdf?sequence=1
- Herrington, M and P. Kew. 2018. Global Entrepreneurship Monitor. London: Babson College, London Business School.
- Human Science Research Council. 2014. South African National Health and Nutrition Examination Survey.
- IMF (International Monetary Fund). 2018. Article IV Consultation with South Africa, available from www.imf.org/en/News/Articles/2018/07/27/pr18319-south-africa-imf-executive-board-concludes-2018-article-iv-consultation#_ftn1
- Institute for Economics and Peace. 2019. Global Peace Index 2019: Measuring Peace in a Complex World, Sydney, June 2019, available from <http://visionofhumanity.org/reports> (accessed 2 July 2019).
- Jewkes, R., N. Christofides and L. Vetten et al. 2009. Medico-Legal Findings, Legal Case Progression, and Outcomes in South African Rape Cases: Retrospective Review. *PLoS Med* 6 (10):1–9.
- Karodia, H. and D.R. Weston. 2001. South Africa's New Water Policy and Law. Conference Papers, International Water Management Institute.
- Makgoba, M. 2016. The Report into the Circumstances Surrounding the Deaths of Mentally ill Patients: Gauteng Province, Office of the Health Ombud: Republic of South Africa, available from www.sahrc.org.za/home/21/files/Esidimeni%20full%20report.pdf
- McKague, Kevin, D. Wheeler and A. Karnani. 2015. An Integrated Approach to Poverty Alleviation:

Roles of the private sector, government and civil society, available from www.researchgate.net/publication/283558835

Mncube, V. and C. Harber. 2012. *The Dynamics of Violence in Schools in South Africa*. UNISA Report: South Africa.

Mollema, N. 2015. The viability and constitutionality of the South African National Register for Sex Offenders: A comparative study. *Potchefstroom Electronic Law Journal*, Vol. 18 (7):2707–2738.

Montmasson-Clair, Gaylor and P. du Plooy. 2015. The Interplay between Mining and Green Economy in South Africa: An Energy Lens (September 2015), available from SSRN: <https://ssrn.com/abstract=2748019>; or <http://dx.doi.org/10.2139/ssrn.2748019>

Moodley, I. 2012. Cyber bullying: A legal framework for South African educators. *South African Public Law*, 27, pp. 539–558.

Mothetha, M., Z. Nkuna and V. Memaet. 2013. The Challenges of Rural Water Supply: A case study of rural areas in Limpopo Province. Council for Scientific and Industrial Research, available from <https://researchspace.csir.co.za/dspace/handle/10204/7593> (accessed on 02 July 2019).

Mpani, P. and N. Nsibandé. 2015. Understanding gender policy and gender-based violence in South Africa: A literature review. Johannesburg: Soul City, Institute for Health and Development Communication.

Muntingh, L. and Z. Satardien. 2011. The duty to provide safe custody and the nature of prison sex. *South African Journal of Criminal Justice*, 24: 1–18.

National Energy Regulator of South Africa (Nersa). 2018. Rules for registration of small-scale embedded generation. Draft Consultation Paper. Pretoria.

National Strategic Plan on Gender-based Violence Shadow Framework, Stop Gender Violence Campaign (2017).

National Treasury 2014/15. Estimates of National Expenditure.

Nedbank 2018. Nedbank Sustainable Development Framework, creating value by using our financial expertise to do good.

NPC (National Planning Commission). 2012. National Development Plan 2030: Our future - make it work. Pretoria: National Planning Commission, Office of the Presidency.

Odusola, A.F. 2017. “Fiscal policy, redistribution and inequality in Africa”, In *Income Inequality Trends in sub-Saharan Africa: Divergence, determinants and consequences*, 2017, Odusola, A., G.A. Cornia, H. Bhorat and P. Conceicao (ed.). New York: UNDP Regional Bureau for Africa.

_____. 2019. Growth-Poverty-Inequality Nexus: Towards a mutually inclusive relationship in Africa. In *African Economic Development*, Nnadozie Emmanuel and Afeikhena Jerome (eds.). London: Emerald.

Odusola, A. and J. Neuhaus. 2019. SDGs Prioritization in South Africa through Budgetary Allocation. New York: UNDP Regional Bureau for Africa’s Mimeograph, April 2019.

Oelofse, SHH and A. Nahman. 2013. Estimating the magnitude of food waste generated in South Africa. *Waste Management and Research* 31(1): 80–86.

Open SDG Club South Africa. 2019. Citizen’s Report 2019: Ensuring an Inclusive Reporting Process for the High-Level Political Forum 2019.

2018. Mapping the National Development Plan – Assessing the convergence between the NDP, the SDGs and AU Agenda 2063, July 2018

Pan, S.M., N.P. Armitage and M.B. Van Ryneveld. 2015. Sustainable and equitable sanitation in informal settlements of Cape Town: A common vision? *Water SA* 2015, 41(2): 222–231.

Posel, D. and E. Grapsa. 2017. Time to learn? Time allocations among children in South Africa. *International Journal of Educational Development* 56, 1–10.

- Rama, Kubi and Colleen Low Morna. 2019. Beyond Numbers: Gender Audit of the May 2019 South African Elections. Gender Links for Equality and Justice and African Women's Development Fund. <chrome-extension://oemmnndcbldboiebfnladdacbdmfmadadm/https://genderlinks.org.za/wp-content/uploads/2019/06/GENDER-IN-2019-SA-ELECTIONS-LR.pdf>
- Republic of South Africa. 2012. Medium Term Strategic Framework 2014–2019.
- Rogan, M. 2013b. Poverty and headship in post-apartheid South Africa, 1997–2006. *Social Indicators Research*, 113(1): 491–511.
- _____. 2016. Qualitative perceptions of the meaning of “headship” and female-headed households in post-apartheid South Africa, *Social Dynamics*, 42: 1: 175–195.
- Rohrs, S. 2011. “*I feel for rape survivors, but I don't have the time, I'm always running.*” Cape Town: Gender, Health and Justice Research Unit, University of Cape Town.
- Shisana, O. et al. 2014. South African National HIV Prevalence, Incidence and Behaviour Survey. Human Sciences Research Council.
- Shung-King, M. 2013. From ‘stepchild of primary healthcare’ to priority programme: Lessons for the implementation of the National Integrated School Health Policy in South Africa. *South African Medical Journal*, 103: 895–898.
- Sigsworth, Romi, L. Vetten, R. Jewkes and N. Christofides. 2009. Policing rape in South Africa. *Agenda* 23: 39–50.
- Simpala, S. 2012. Social Services for Victims of Domestic Violence: The role of the Department of Social Development in the implementation of the Domestic Violence Act. Shukumisa Campaign, Cape Town.
- South African National Energy Development Institute (SANEDI). 2017. Annual Report 2016/ 2017.
- Statistics South Africa (Stats SA). 2015a. General Household Survey.
- _____. 2015b. Income and Expenditure Survey; Living Conditions Survey.
- _____. 2016a. Community Survey Census.
- _____. 2016b. Education Series Vol. IV: Early Childhood Development in South Africa.
- _____. 2016c. South Africa Demographic and Health Survey 2016.
- _____. 2016c. South African Demographic and Health Survey.
- _____. 2017a. Access to Sanitation Services.
- _____. 2017b. General Household Survey. Pretoria.
- _____. 2017c. Poverty Trends in South Africa: An examination of absolute poverty between 2006 and 2018.
- _____. 2017d. Statistics in Brief.
- _____. 2017d. Sustainable Development Goals: SDG Indicator Baseline report 2017 – South Africa, available from www.statssa.gov.za/MDG/SDG_Baseline_Report_2017.pdf
- _____. 2017/18. Victims of Crime Survey.
- _____. 2018b. General Household Survey 2018, Stats SA. 2018. Crimes Against Women in South Africa, 2018 Report.
- Strauss, I. and G. Issacs. 2016. “Labour Compensation Growth in the Southern African Economy: Assessing its impact through the labour share using the Global Policy Model”. National Minimum Wage Research Initiative, Working Paper No. 4, University of Witwatersrand.

- Towards a 25-year Review, A discussion document, 2019 (Unpublished).
- Thorpe, J. 2014. Financial Year Estimates for Spending on Gender-Based Violence by the South African Government. Parliament of the Republic of South Africa: Cape Town, South Africa.
- Townsend, Loraine, S. Waterhouse and C. Nomdo. 2014. Court support workers speak out: Upholding children's rights in the criminal justice system. *SA Crime Quarterly* 48: 74–88.
- UN (United Nations). 2018. SDGs Series Article 1: Poverty in South Africa, available from www.un.org.za/sdgs-series-article-1-poverty-in-south-africa
- UNEP (United Nations Environment Programme). 2018. Africa Waste Management Outlook.
- UN Women. 2017. The global average of 23, 4 per cent of women in single or lower houses of national parliament in 2017.
- Van Wilgen, B.W. and J.R. Wilson (eds.) 2018. The status of biological invasions and their management in South Africa in 2017. South African National Biodiversity Institute, Kirstenbosch and DST-NRF Centre of Excellence for Invasion Biology, Stellenbosch.
- Van Vuuren, Jurie and B.Z. Alemayehu. 2018. The role of entrepreneurship in transforming efficiency economies into innovation-based economies. *The Southern African Journal of Entrepreneurship and Small Business Management* [S.I.], v. 10, n. 1: 12, available from: <https://sajesbm.co.za/index.php/sajesbm/article/view/140>.
- Vass, J. and L. Hayo. 2018. "Financing of Productivity Enhancement in Industrial Development: Lessons from the Workplace Challenge Initiative, TIPS Annual Conference, Industrial Development Corporation, Johannesburg, 28 February 2018.
- World Bank. 2016b. South Africa Economic Update. Washington DC. [chrome-extension://oemmnadbldboiebfnladdacbfmadadm/http://documents.worldbank.org/curated/en/917591468185330593/pdf/103057-WP-P148373-Box394849B-PUBLIC-SAEU8-for-web-0129e.pdf](http://documents.worldbank.org/curated/en/917591468185330593/pdf/103057-WP-P148373-Box394849B-PUBLIC-SAEU8-for-web-0129e.pdf)
- _____. 2017. South Africa Economic Update. Washington DC. [chrome-extension://oemmnadbldboiebfnladdacbfmadadm/http://documents.worldbank.org/curated/en/509111484323988058/pdf/111888-WP-PUBLIC-jan-17-4-am-WB-Econ-Update-version4.pdf](http://documents.worldbank.org/curated/en/509111484323988058/pdf/111888-WP-PUBLIC-jan-17-4-am-WB-Econ-Update-version4.pdf)
- _____. 2018. The State of Social Nets 2018. Washington, D.C.
- World Health Organization. 2015. Global Tuberculosis (TB) Report: Highlights. *Communicable Diseases Communiqué*, Vol. 14(11):1–2.
- World Inequality Lab. 2018. *World Inequality Report*. Paris School of Economics, available from <https://wir2018.wid.world>

Government Policies and Legislation

- Constitutional Assembly, 1996.
- DBE (Department of Basic Education). 2012–2017. National Education Infrastructure Management

System.

_____. 2015. The Action Plan to 2019: Towards the Realisation of Schooling 2030. Taking forward South Africa's National Development Plan 2030. Pretoria.

Department of Health Strategic Plan 2014 to 2019.

Department of Higher Education and Training. Higher Education Management Information System database, 2011–2017.

Department of Rural Development and Land Reform. 2017. "Land Audit Report", November 2017 Version 2.

Department of Women. 2015. Strategic Plan 2015–2020.

Department of Women Affairs. 2019. Beijing+25 Review on the Empowerment of Women and Gender Equality in South Africa – Overview Presentation to the Consultation Meeting 29 June 2019.

Draft Electrification Master Plan.

Draft Integrated Resource Plan (IRP) (2019).

Draft Post-2015 National Energy Efficiency Strategy (2016).

Electrification Bulk Infrastructure. 2015. Policy Guidelines

Employment Equity Act (EEA) 55 of 1998.

Employment Equity Act 55 No. of 1998, Labour Relations Act No. 66 of 1995, Domestic Violence Act No. 116 of 1998.

Green Economy Accord (2011).

Growth, Employment and Redistribution: A macroeconomic strategy (GEAR), available from www.treasury.gov.za/publications/other/gear/chapters.pdf

Integrated Resource Plan (IRP) (2010).

Labour Relations Act (LRA) 66 of 1995.

Local Government Energy Efficiency and Renewable Energy Strategy.

Medium Term Strategic Framework (MTSF) 2014–2019 (2014).

National Climate Change Response Policy White Paper (2011).

National Energy Efficiency Action Plan (2013).

National Energy Efficiency Strategy (2005).

National Integrated Energy Plan (IEP) (2016).

New Growth Path (GNP). The New Growth Path: The framework, available from www.gov.za/sites/default/files/gcis_document/201409/ngp-framework-public-release-final15.pdf

New Household Electrification Strategy (2013).

Non-Grid Electrification Policy Guidelines (2012).

Policy Guidelines for the Electrification of Farm-Dweller Houses (2010).

Policy Guidelines for the Electrification of Unproclaimed Areas (2011).

Policy to Support the Energy Efficiency and Demand Side Management Program for the Electricity Sector through the Standard Offer Incentive Scheme (2010).

Promotion of Equality and Prevention of Unfair Discrimination Act (PEPUDA) 4 of 2000.

Promotion of Equality and Unfair Discrimination Act No. 4 of 2000.

Reconstruction and Development Programme (RDP), available from www.sahistory.org.za/sites/default/files/the_reconstruction_and_development_programm_1994.pdf

Rural Education Policy

Schools and Clinics Electrification Policy Guidelines (2010)

The Agricultural Action Plan for 2015–2019

The Basic Conditions of Employment Act 75 of 1997.

The Constitution of the Republic of South Africa, 1996.

The Convention on the Elimination of all Forms of Discrimination against Women.

The Discrimination (Employment and Occupation) Convention.

The Equal Remuneration Convention.

The Medium-Term Strategic Framework (MTSF) 2014–2019.

The National Health Act, 61 of 2003.

The National Water Act, 1998 (Act No. 36 of 1998).

The National Water Policy (Department of Water Affairs and Forestry, 1997).

The Protocol to the African Charter on Human and People's Rights on the Rights of Women in Africa (commonly referred to as Maputo Protocol),

The Solemn Declaration on Gender Equality in Africa.

The Southern African Development Community (SADC) Protocol on Gender and Development.

The Spatial Planning and Land Use Management Act, 2013 (SPLUMA).

The Strategic Framework on Water Services (SFWS) (2003).

The Water Services Act, 1997 (Act No. 108 of 1997).

White Paper on Energy Policy (1998).

White Paper on Renewable Energy (2003).

